


Type U strip

Linear strip with straight edges



- Designed to be clipped onto a semi-concealed grid.
- The strip has straight sides and square edges.
- The open gap between strips can be 5, 15 or 20 mm.
- Inter-strip profiles in the same or different color can be used to create a 15 or 20 mm closed hollow joint.

Key product features

Aesthetics: reinforced linear appearance and multi-strip design possibilities (combination of different widths and heights)

Dimensions: different widths and heights available, and long lengths possible

Installation: easy to fit

Ideal for: lobbies

Related systems

- LINEAR CEILINGS
Linear strip
Linear strip with straight edges on semi-concealed grid system TYPE U
[PLAFOMETAL-LC-120]

Characteristics and performance



Light reflection
Up to 87%



Straight sides and square edges



Indoor air quality
Class A+



Reaction to fire (according to EN 13501-1)
Euroclass A1



CE marking (according to EN 13964)
DoP no.: 0007-200

Colors

- **Standard White (RAL 9003)**
Polyester preprinted
- **Metallic Gray (RAL 9006)**
Polyester preprinted
- **Structured Textured White (RAL 9003)***
Preprinted polyurethane and polyamide
- **Structured Textured Gray (RAL 9006)*** Preprinted polyurethane and polyamide
- **Other colors, brushed, anodized and imitation wood on request**
Refer to the color chart available on the website

*recommended for outdoors

Perforations

Perforations available. Contact us.

Dimensions & Packing

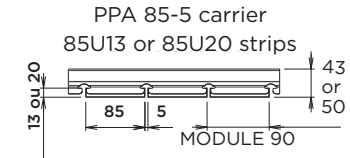
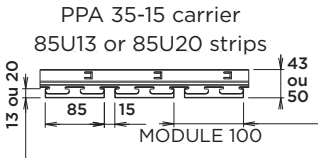
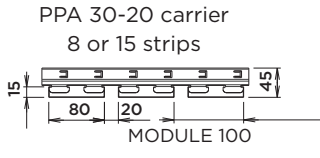
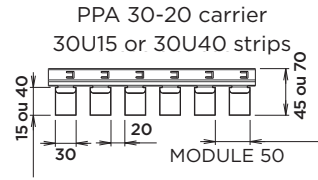
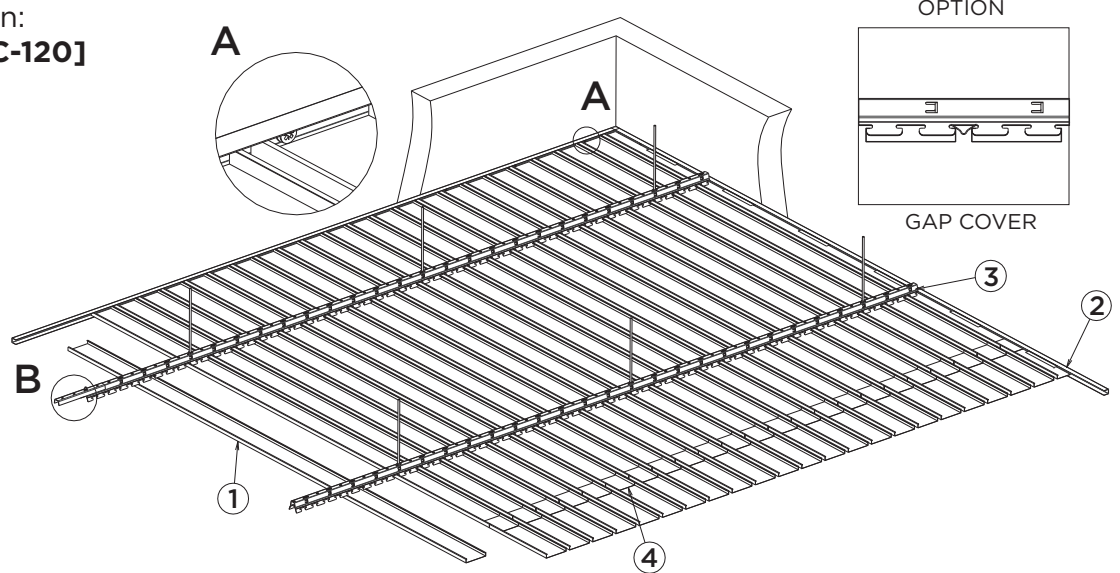
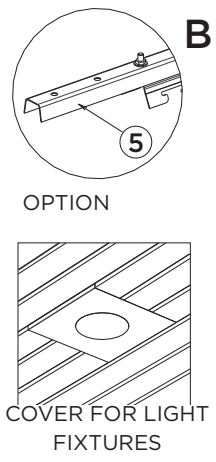
Dimensions (mm)					
Length	On request. Recommended dimensions between 900 and 6,000 mm.				
Width *	30	80	85		
Height	15	40	15	13	20
Packaging					
According to the length. Strips are supplied in even numbers.					

Aluminum strip (thickness 0.5 or 0.6 mm)

*Other widths on request

Type U strip

Framed installation:
[PLAFOMETAL-LC-120]



No.	Illustration	Article code	Component	Sales unit	Billing unit	Quantity (in billing units)				
						30U15	30U40	80U15	85U13	85U20
1		Contact us	Type U strip	lm	lm	20	10	11.11 for a 5 mm gap 10 for a 15 mm gap		
OR	2	L40AL	Alu wall angle 40 x 20 mm leng. 3 m	Pack (10 units)	lm	Depending on the perimeter				
	2	U16AL	Alu channel trim 16 x 16 x 14 mm leng. 3 m	Pack (10 units)	lm					
OR	3	PPA85-5	Carrier with a 5 mm gap* leng. 4 m	Pack (10 units)	lm	Incompatible		1 Carrier center spacing (lm)		
	3	PPA35-15	Carrier with a 15 mm gap* leng. 4 m	Pack (10 units)	lm					
	3	PPA30-20	Carrier with a 20 mm gap* leng. 4 m	Pack (10 units)	lm					
4		Contact us	Type U strip connection splice	Pack (10 units)	Unit	Quantity (lm) per m ² of strip Strip length (lm)				
5		RPC	PPA carrier splice	Pack (10 units)	Unit	1 Carrier center spacing (lm) X 4				
Option	6 /	Contact us	Gap cover at the bottom leng. 4 m	Contact us	Unit	Optional depending on the configuration				
	7 /	N3103H	Decorative black fleece to be unrolled	Roller (50 m ²)	Unit					
	8 /	Contact us	Cover for light fixtures	Contact us	Contact us					

* Suspend with 6 mm diameter threaded rods and M6 nuts (not supplied)

Installation according to DTU 58-1

Framed installation: hangers with 1,200 mm centers starting 300 mm from the wall, and carriers with 1,200 mm centers with a 300 mm strip overhang. Perimeter hanger recommended.

Cut-outs: performed on site. Specific covers for spotlights, sprinklers or other fittings on one or more strip modules are available on request.

Outdoor installation: contact us for details about the center spacings for the chosen strip and specify the degree of wind and corrosion exposure depending on the project's installation specifications. The contractor is responsible for submitting its plan to the client for approval. Generally speaking, allow for a 0.5 to 1 m center spacing between hangers and carriers, a rigid tube for every other hanger at least between the fixing and the carrier, as well as washers on the contact points between the threaded rod and carrier. The gap cover at the bottom should be left out.