

SYSTEM BROCHURE

WALL TO WALL SUSPENDED CEILING

IDEAL FOR OFFICES,
MEETING ROOMS,
SHOWROOMS...

Customized solutions possible
with each system

ACOUSTICS

- + Absorption coefficient α_w up to 1.00

AESTHETICS

- + Extensive choice of styles
(perforations, colors, shapes, etc.)
- + Possibility of incorporating fixtures
- + Seamless color scheme

PRACTICAL

- + Resistant to handling
- + Wide and complete range: ceilings on bandrasters, monolithic ceilings, tiles, etc.
- + Easy to install, use and maintain

A Saint-Gobain brand

PLAFOMETAL

Discover the three types of wall to wall suspended ceilings available from Plafometal and check out the details of each system on the following pages.

1

CEILING ON BANDRASTERS (FOR PARTITIONING)



Stylishly modern systems that allow access to the plenum, while guaranteeing superior comfort (visual comfort, acoustic and thermal performance, etc.), meaning that they are the ultimate office ceilings.

- Suspension carriers for positioning removable partitions
- Various options: hook-on panels, lateral sound insulation, fire resistance, climate ceilings

2

CEILING ON CONCEALED GRIDS



Sleek systems: the grids are concealed to create a monolithic appearance, while allowing access to the plenum. The ceilings are ideal for meeting rooms and reception areas.

- Concealed grids for ceilings with a solid appearance
- The plenum can still be accessed
- Hook-On and Clip-In systems
- Various options: secure access, outdoor installation, fire resistance, climate ceilings

3

CEILING ON EXPOSED GRIDS



Standard systems that can be adapted to all types of ceiling design: tiles are installed on a T grid and can easily be removed by simply lifting the tile.

- Modular ceiling
- Tiles compatible with all T15 and T24 grids
- Easy removal by simply lifting the panel
- Finishes: several types of edges (straight, flush, tegular, etc.)

1 CEILING ON BANDRASTERS (FOR PARTITIONING)



- Suspension carriers for removable partitions walls
- Various options: hook-on panels, lateral sound insulation, fire resistance, climate ceilings

SELECTION GUIDE

Choose the system best suited to your needs and the configuration for your wall to wall suspended ceiling. Check out all the details in each system datasheet.

PANEL ON C-BANDRASTER SYSTEM


PM2
[PLAFOMETAL-SC-110]



- Standard system for framed installations in offices
- Flush suspension on C-bandrasters
- Options: hook-on panels (open position) and climate ceiling panels

PANEL ON C-BANDRASTER SYSTEM

PM5
[PLAFOMETAL-SC-140]



- Lateral sound insulation up to 53 dB (DECIBEL offer)
- Flush suspension on C-bandrasters
- Options: hook-on panels (open position) and climate ceiling panels

PANEL ON OMEGA BANDRASTER SYSTEM


PM2 HOOK-ON
[PLAFOMETAL-SC-120]



- Hooks for greater stability
- Panels suspended on Omega bandrasters
- Options: climate ceiling panels

PANEL ON OMEGA BANDRASTER SYSTEM, FIRE-RESISTANT

PM8 SF HOOK-ON
[PLAFOMETAL-SC-130]



- 30-minute fire resistance
- Panels suspended on Omega bandrasters



Acoustics

According to EN ISO 11654

α_w up to 1 with the ALPHA PLUS offer



Light reflection

Up to 87%



Reaction to fire

according to EN 13501-1

A1 and A2-s1,d0



EPD verified

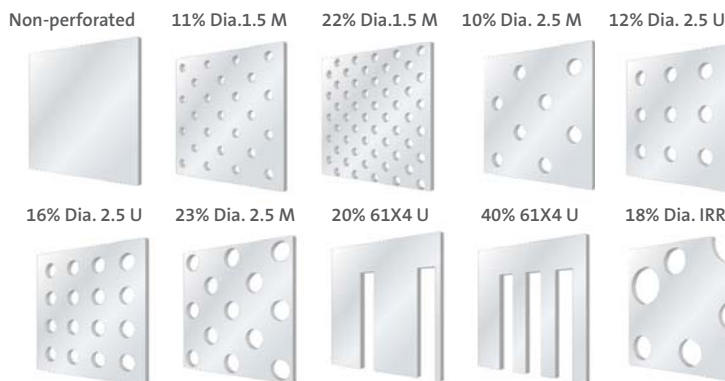
Available in the INIES database (www.inies.fr)



Perforations

Open area percentage, diameter in mm and M or U layout

Refer to the technical file to visualize the perforations on a scale of 1:1



Refer to each system datasheet for details about the perforations available



Colors

White 137 (≈ RAL 9003) - Prepainted polyester

Metallic Gray (RAL 9006) - Prepainted polyester - on request

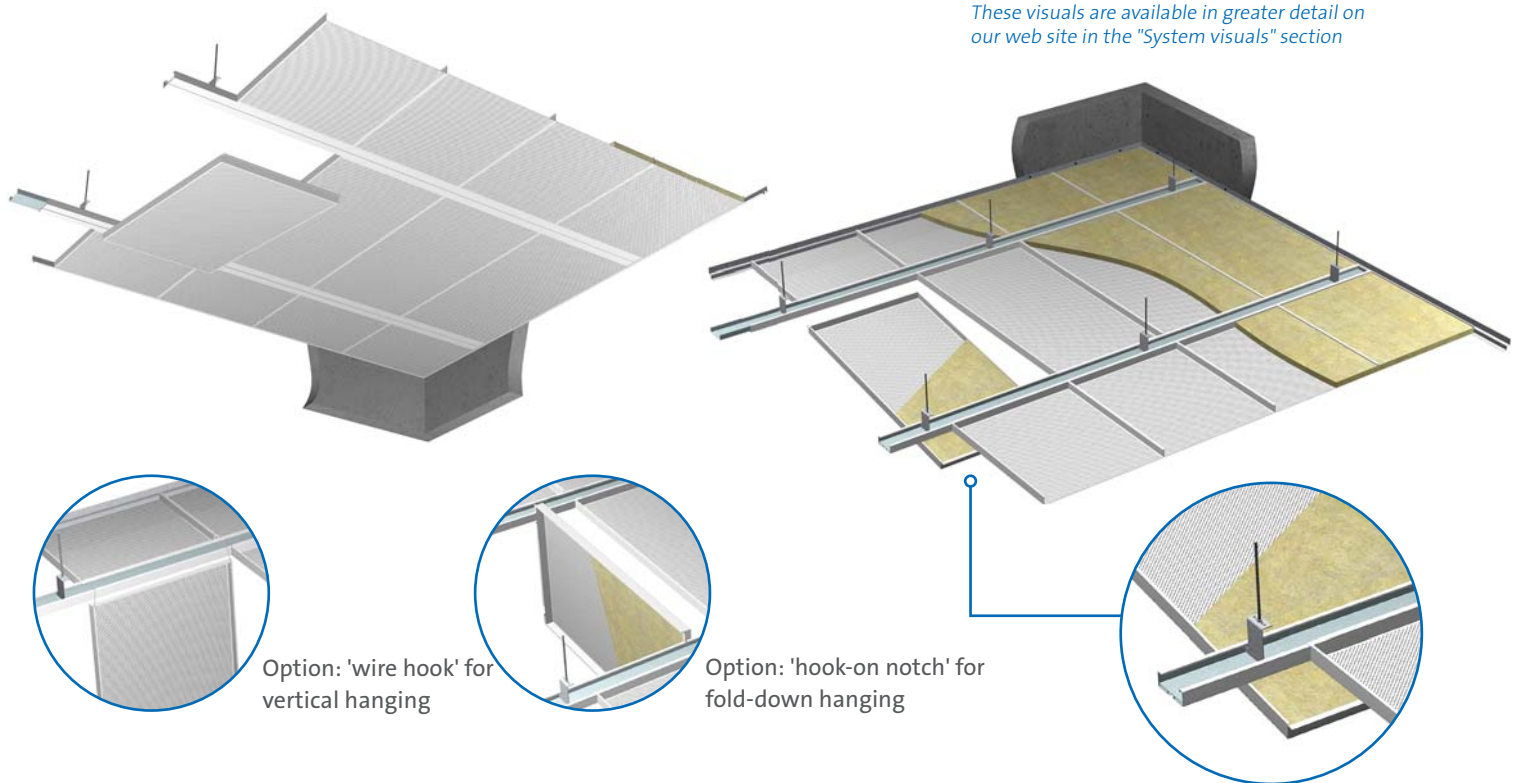
180 RAL colors on request - Postpainted polyester powder



PANEL ON C-BANDRASTER SYSTEM

PM2
[PLAFOMETAL-SC-110]

General view - underneath and above



Description

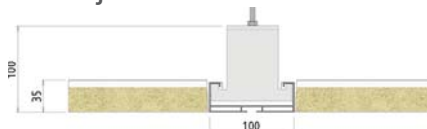
- Self-supporting panels with straight sides and square edges.
- Panel ends are turned up into Z-hooks (BRZC).
- Designed for framed installations on an exposed grid: flat or hollow joint C-bandrasters.
- Additional acoustic components available.
- Climate ceiling version available.
- Hook-on version available on request.

Intended use

Ideal for: offices with removable partition walls.

Sectional view showing space requirements

Hollow joint C-bandraster



Flat C-bandraster



Dimensions in mm

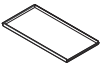




PANEL ON C-BANDRASTER SYSTEM

PM2
[PLAFOMETAL-SC-110]


KEY FEATURES


- **Acoustics:** high degree of correction, absorption coefficient α_w up to 1
- **Installation:** quick and easy system
- **Dimensions:** choice of different widths
- **Aesthetics:** the suspension and panel are flush on the same level
- **Opening:** easy to disassemble

SYSTEM INFORMATION

Component	Dimensions (mm)			Material
	Height	Width	Length	
 PM2* panel (BRZC)	35	300	On request. Recommended dimensions between 900 and 2,800 mm depending on the self-supporting capacity*	Galvanized steel thickness 0.5 to 0.7 mm
		400		
		600		
Additional acoustic component	depending on the panel			see ALPHA and ALPHA PLUS offer
 Hollow joint wall angle or Wall angle or Hanger + Perimeter wedge	19x19x19x19 Lg. 3,000			Steel, thickness 0.5 mm
	30x30 Lg. 3,000			
	19x40x19 Lg. 3,000			
 Hollow joint C-bandraster or Flat C-bandraster	Width 100 - Lg. 4,000			Steel, thickness 1 mm
	Width 50 to 200 (standard: 100) - Lg. 3,000			
 C-bandraster hanger				Steel, thickness 1 mm
 C-bandraster splice				Steel

* Refer to the product datasheet


 **Acoustics**
According to EN ISO 11654
 α_w up to 0.85 with the ALPHA offer
 α_w up to 1 with the ALPHA PLUS offer
Acoustic performance depends on the chosen perforations

 **Additional acoustic component**
ALPHA offer: Plafometal acoustic fleece
ALPHA PLUS offer: specific mineral wool pad with a black tissue face or in thin plastic film

 **Light reflection**
Up to 87%


 **EPD verified**
Available in the INIES database (www.inies.fr)


 **Opening**
By lifting the panel in the grid

 **Reaction to fire**
according to EN 13501-1
Euroclass A1 for these products:
• Prepainted non-perforated
• Prepainted in the ALPHA offer
Euroclass A2 s1,d0 for these products:
• Non-perforated powder postpainted
• Postpainted powder in the ALPHA offer
• In the ALPHA PLUS offer

 **Cut-outs and integration**
Factory cut-outs on request


 **Thermal**
Contact us for details on climate ceilings

 **Indoor air quality**
Class A+ for all these products:
• Non-perforated
• In the ALPHA offer
• In the ALPHA PLUS offer, with a specific mineral wool pad in thin plastic film
Class A for all the products in the ALPHA PLUS offer, with a specific mineral wool pad with a black tissue face

 **Perforations**
Open area percentage, diameter in mm and M or U layout



Perforations can be stopped at the end of the panel (except for 18% IRR).
* Available with stopped perforations on full peripheral borders.

 **Colors**
White 137 (≈ RAL 9003) - Prepainted polyester
Metallic Gray (RAL 9006) - Prepainted polyester - on request
180 RAL colors on request - Postpainted polyester powder


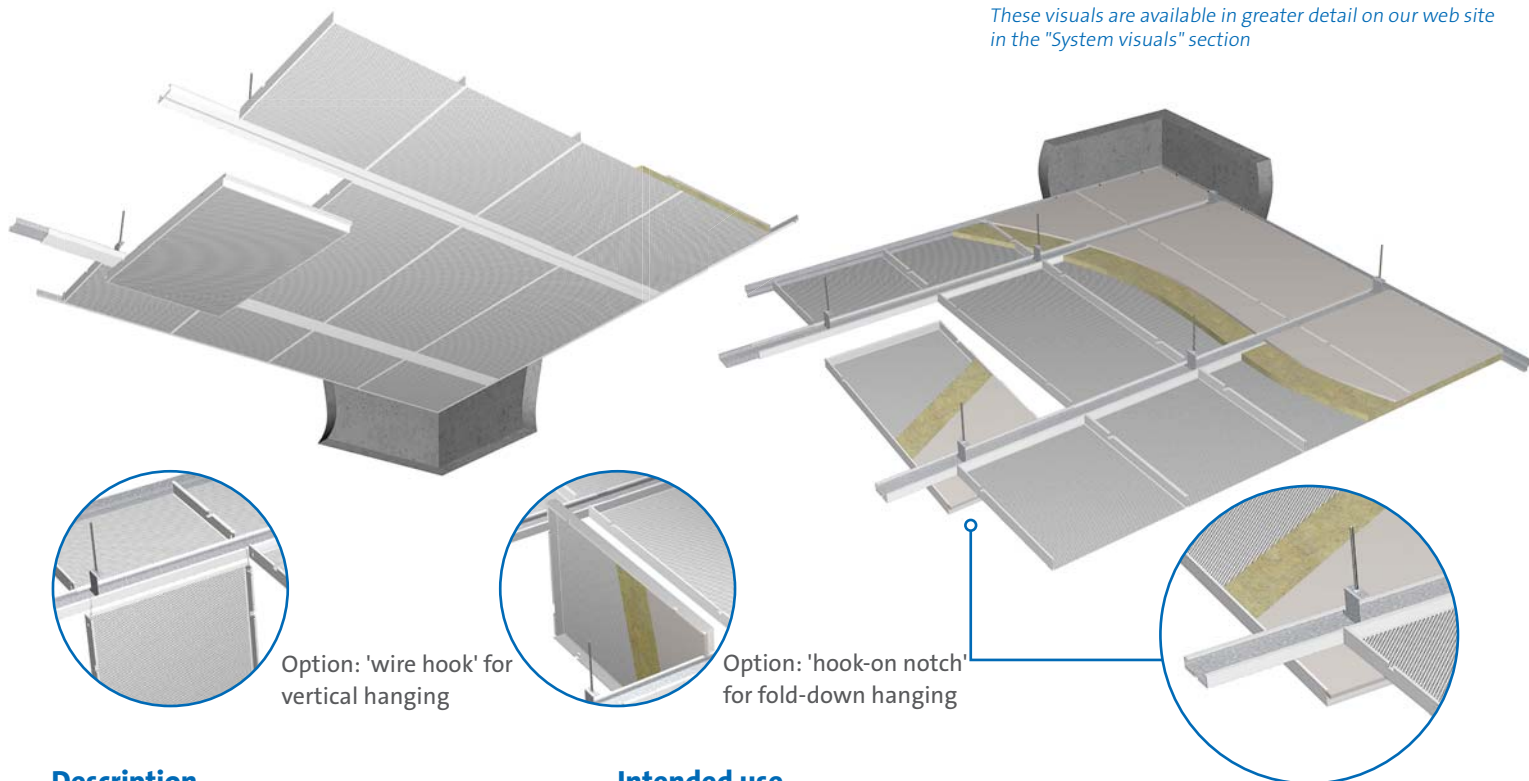


PANEL ON C-BANDRASTER SYSTEM


PM5
[PLAFOMETAL-SC-140]

General view - underneath and above

These visuals are available in greater detail on our web site in the "System visuals" section



Option: 'wire hook' for vertical hanging



Option: 'hook-on notch' for fold-down hanging

Description

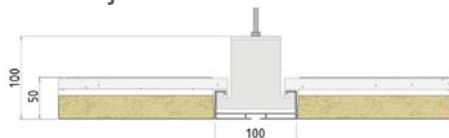
- Heavy self-supporting panels with straight sides and square edges.
- Panel ends are turned up into Z-hooks (BRZC).
- Designed for framed installations on an exposed grid: flat or hollow joint C-bandrasters.
- The panel is filled and contains folding tabs for securing mineral absorbent and plasterboard.
- Climate ceiling version available.
- Hook-on version available on request.

Intended use

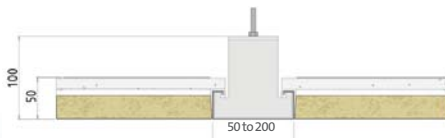
Ideal for: lateral insulation in offices with removable partition walls.

Sectional view showing space requirements

Hollow joint C-bandraster



Flat C-bandraster



Dimensions in mm








PANEL ON C-BANDRASTER SYSTEM

PM5
[PLAFOMETAL-SC-140]

KEY FEATURES

- **Acoustics:** high lateral insulation performance $D_{n,f,w}$ up to 53 dB
- **Safety:** BRZC edges to prevent panels from falling if opening a ceiling light
- **Dimensions:** choice of different widths
- **Opening:** wide access to the plenum with hook-on options
- **Aesthetics:** flush installation on different C-bandrasters for creating partitions

SYSTEM INFORMATION

Component	Dimensions (mm)			Material
	Height	Width	Length	
 PM5 panel* (BRZC)	50	300	On request. Recommended dimensions between 900 and 1800 mm*	Galvanized steel thickness 0.6 or 0.7 mm
		400		
		600		
		675		
Additional acoustic component	depending on the panel			Refer to the DECIBEL offer
 Hollow joint wall angle or Wall angle	30 x 30 x 30 x 20 Lg. 3,000			Steel, thickness 0.8 mm
 Hollow joint C-bandraister or Flat C-bandraister	30x30 Lg. 3,000			Steel, thickness 1 mm
 C-bandraister hanger	Width 100 - Lg. 4,000			
	 C-bandraister splice	Width 50 to 200 (standard: 100) - Lg. 3,000		
				Steel

* Refer to the product datasheet

Acoustics

According to EN ISO 11654

α_w up to 0.75 with the DECIBEL offer
Acoustic performance depends on the chosen perforations

Additional acoustic component

DECIBEL offer: mineral absorbent and plasterboard

Lateral sound insulation

according to EN ISO 10848-2

$D_{n,f,w}$ up to 53 dB

EPD verified

Available in the INIES database (www.inies.fr)

Opening

By lifting the panel in the grid

Reaction to fire

according to EN 13501-1

- Euroclass A1 for these products:
 - Prepainted non-perforated
 - Euroclass A2 s1,d0 for these products:
 - Non-perforated powder postpainted
 - DECIBEL offer

Cut-outs and integration

Factory cut-outs on request

Light reflection

Up to 87%

Indoor air quality

Class A+ for all these products:

- Non-perforated
 - The DECIBEL offer with a specific mineral wool pad in thin plastic film
- Class A for all the products in the DECIBEL offer, with specific surfaced insulating material

Thermal

Contact us for details on climate ceilings.

Perforations

Open area percentage, diameter in mm and M or U layout



Possibility of stopping the perforation at the end of the panel (except 18% IRR).

*Available with stopped perforations on full peripheral borders.

**Maximum width 400 mm.

Colors

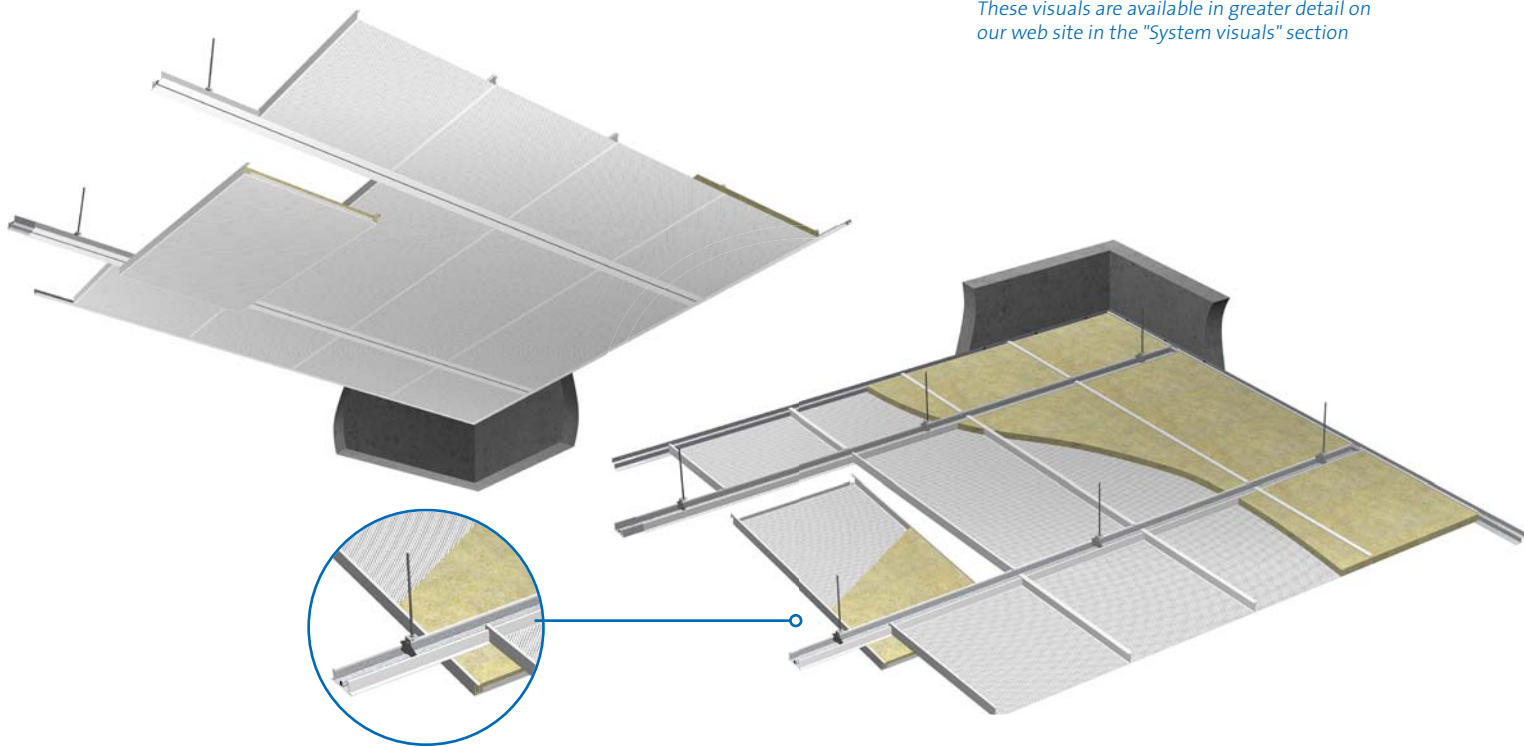
White 137 (≈ RAL 9003) - Prepainted polyester
Metallic Gray (RAL 9006) - Prepainted polyester - on request
180 RAL colors on request - Postpainted polyester powder



PANEL ON OMEGA BANDRASTER SYSTEM

PM2 HOOK-ON
[PLAFOMETAL-SC-120]

General view - underneath and above



These visuals are available in greater detail on our web site in the "System visuals" section

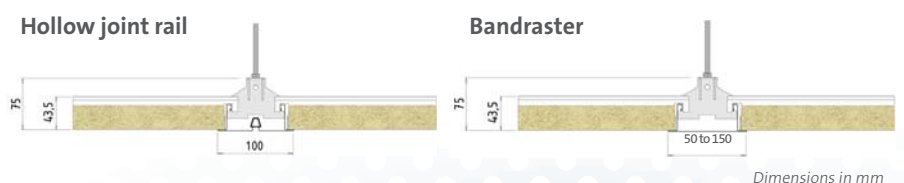
Description

- Self-supporting panels with straight sides and square edges.
- Panel ends are turned up straight (BRD) with two hooks.
- Designed for a framed installation on bandrasters or hollow joint rails.
- Additional acoustic components available.
- Climate ceiling version available.

Intended use

Ideal for: offices with removable partition walls and lobbies.

Sectional view showing space requirements

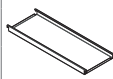




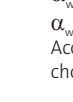


PANEL ON OMEGA BANDRASTER SYSTEM


PM2 HOOK-ON [PLAFOMETAL-SC-120]


KEY FEATURES

- **Safety:** hooks to prevent panels from falling if opening a ceiling frame
- **Acoustics:** high degree of correction, absorption factor α_w up to 1
- **Opening:** wide access to the plenum


SYSTEM INFORMATION				
Component	Dimensions (mm)			Material
	Height	Width	Length	
 PM2 Hook-on panel* (BRD)	43.5	300	On request. Recommended dimensions between 900 and 2800 mm*	Galvanized steel thickness 0.6 to 0.7 mm
		400		
		600		
Additional acoustic component	depending on the panel			see ALPHA and ALPHA PLUS offer
 Hollow joint wall angle or Wall angle	19x19x19x19 Lg. 3,000		Steel, thickness 0.5 mm	
 or Hanger + Perimeter wedge	30x30 Lg. 3,000 19x40x19 Lg. 3,000			
 Bandraster or Hollow joint rail	Width 50 to 200 (standard: 100) - Lg. 3,600 Width 100 - Lg. 3,600			Steel, thickness 1 mm
 Bandraster hanger				Steel, thickness 1 mm
 Omega bandraster splice or Hollow joint bandraster splice				Steel, thickness 1 mm


* Refer to the product datasheet

 **Acoustics**
According to EN ISO 11654
 α_w up to 0.80 with the ALPHA offer
 α_w up to 1 with the ALPHA PLUS offer
Acoustic performance depends on the chosen perforations


 **Additional acoustic component**
ALPHA offer: Plafometal acoustic fleece
ALPHA PLUS offer: specific mineral wool pad with a black tissue face or in thin plastic film

 **EPD verified**
Available in the INIES database (www.inies.fr)


 **Light reflection**
Up to 87%

 **Reaction to fire**
according to EN 13501-1
Euroclass A1 for these products:
• Prepainted non-perforated
• Prepainted in the ALPHA offer
Euroclass A2 s1,d0 for these products:
• Non-perforated powder postpainted
• Powder postpainted in the ALPHA offer
• In the ALPHA PLUS offer

 **Cut-outs and integration**
Factory cut-outs on request


 **Indoor air quality**
Class A+ for all these products:
• Non-perforated
• In the ALPHA offer
• In the ALPHA PLUS offer, with a specific mineral wool pad in thin plastic film
Class A for all the products in the ALPHA PLUS offer, with a specific mineral wool pad with a black tissue face

 **Opening**
By lifting the panel in the grid

 **Perforations**
Open area percentage, diameter in mm and M or U layout



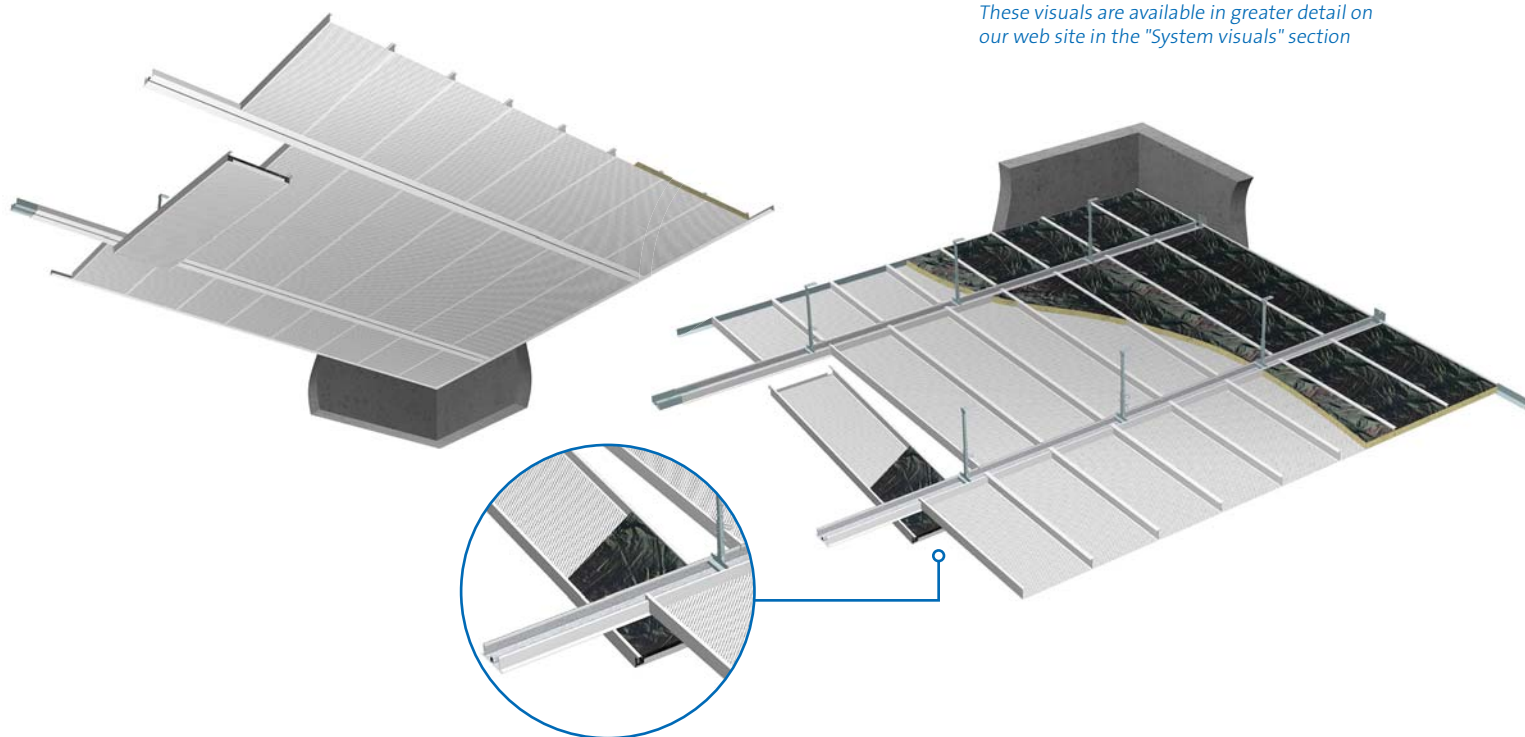
*Maximum width 400 mm.

 **Colors**
White 137 (≈ RAL 9003) - Prepainted polyester
Metallic Gray (RAL 9006) - Prepainted polyester - on request
180 RAL colors on request - Postpainted polyester powder

PANEL ON OMEGA BANDRASTER SYSTEM, FIRE-RESISTANT

PM8 SF HOOK-ON
[PLAFOMETAL-SC-130]

General view - underneath and above



These visuals are available in greater detail on our web site in the "System visuals" section


Description

- 30-minute fire-resistant system.
- Self-supporting panels with straight sides and square edges.
- Panel ends are turned up straight (BRD) with two hooks.
- Panels feature reinforced longitudinal edges for greater mechanical strength.
- Designed for a framed installation on 100 mm bandrasters or hollow joint rails.
- Additional acoustic components available.

Intended use

Ideal for: office spaces and lobbies with fire resistance needs.

Sectional view showing space requirements



PANEL ON OMEGA BANDRASTER SYSTEM, FIRE-RESISTANT

PM8 SF HOOK-ON
[PLAFOMETAL-SC-130]

KEY FEATURES

➤ **Safety:** hooks to prevent panels from falling if opening a ceiling frame

➤ **Acoustics:** high degree of correction, absorption factor α_w up to 1

➤ **Opening:** wide access to the plenum

SYSTEM INFORMATION

Component	Dimensions (mm)			Material
	Height	Width	Length	
PM8 SF Hook-on panel* (BRD)	43.5	300	On request. Recommended dimensions between 900 and 2420 mm*	Galvanized steel thickness 0.6 mm
Additional acoustic component	depending on the panel			see ALPHA and ALPHA PLUS offer
Wall angle with hemmed edges or Wall angle	30x30 Lg. 3,000 30x30 Lg. 3,000			Steel, thickness 0.8 mm
Bandraster or Hollow joint rail	Width 100 - Lg. 3,600			Steel, thickness 1 mm
Wall connector for bandrasters or Wall connector for hollow joint rails				Steel, thickness 1 mm
Nonius hanger				Steel
Hollow joint bandraster splice or Omega bandraster splice				Steel, thickness 1 mm

* Refer to the product datasheet

Acoustics
According to EN ISO 11654
 α_w up to 0.80 with the ALPHA offer
 α_w up to 1 with the ALPHA PLUS offer
Acoustic performance depends on the chosen perforations

Additional acoustic component
ALPHA offer: Plafometal acoustic fleece
ALPHA PLUS offer: specific sound-absorbing material in thin plastic film

EPD verified
Available in the INIES database (www.inies.fr)

Fire resistance
France: 30-minute fire resistance performance pursuant to the test described in Section 2.5 of Appendix 1 in the French Regulation of March 22, 2004, meeting applicable French fire regulations for shared-use corridors inside high-rise buildings. Products must be installed in compliance with the applicable fire classification report and appendices. Contact us.
Belgium: 30-minute fire resistance performance pursuant to the test defined in the Belgian NBN 713-020 standard, meeting applicable fire regulations for escape routes, public-access areas and collective kitchens. Products must be installed in compliance with the applicable fire classification and test reports. Contact us.
Fire-resistant panels and perimeter profiles are specific and must be installed in compliance with the applicable fire classification report. Contact us.
[Check out our four fire-resistant systems in the dedicated brochure](#)

Light reflection
Up to 87%

Opening
By lifting the panel in the grid

Reaction to fire
according to EN 13501-1
Euroclass A1 for these products:
• Prepainted non-perforated
• Prepainted in the ALPHA offer
Euroclass A2 s1,d0 for these products:
• Non-perforated powder postpainted
• Powder postpainted in the ALPHA offer
• In the ALPHA PLUS offer

Cut-outs and integration
The ceiling should not support any loads other than its own weight. For further details, refer to the installation guide or contact us.

Indoor air quality
Class A+ for all these products:
• Non-perforated
• In the ALPHA offer
• In the ALPHA PLUS offer, with a specific mineral wool pad in thin plastic film

Perforations
Open area percentage, diameter in mm and M or U layout



Colors
White 137 (≈ RAL 9003)
Prepainted polyester

Metallic Gray (RAL 9006)
Prepainted polyester - on request

180 RAL colors on request
Postpainted polyester powder



2

CEILING ON CONCEALED GRIDS

- + Concealed grids for ceilings with a solid appearance
- + The plenum can still be accessed
- + Hook-On and Clip-In systems
- + Various options: secure access, outdoor installation, fire resistance, climate ceilings

SELECTION GUIDE

Choose the system best suited to your needs and the configuration for your wall to wall suspended ceiling. Check out all the details in each system datasheet.

HOOK-ON PANEL ON CONCEALED GRID SYSTEM


HORUS
[PLAFOMETAL-SC-210]



- + Hook-on self-supporting panels installed on a specific grid
- + Options: climate ceiling panels

CLIP-IN PANEL ON CONCEALED GRID SYSTEM


PM2 CLIP-IN
[PLAFOMETAL-SC-220]



- + PM2 Clip-in self-supporting panels installed on a specific grid
- + Installation option: brackets or direct hangers

CLIP-IN TILE ON CONCEALED GRID SYSTEM


MONOBAC
[PLAFOMETAL-SC-230]



- + Clip-in Monobac tiles installed on a specific grid
- + Installation option: brackets or direct hangers

CLIP-IN TILE ON CONCEALED GRID SYSTEM, FIRE-RESISTANT

MONOBAC SF
[PLAFOMETAL-SC-240]



- + Clip-in Monobac tiles installed on a specific grid
- + 30-minute fire resistance



Acoustics

According to EN ISO 11654

α_w up to 1 with the ALPHA PLUS offer



Light reflection

Up to 87%



Reaction to fire

according to EN 13501-1

A1 and A2-s1,d0



EPD verified

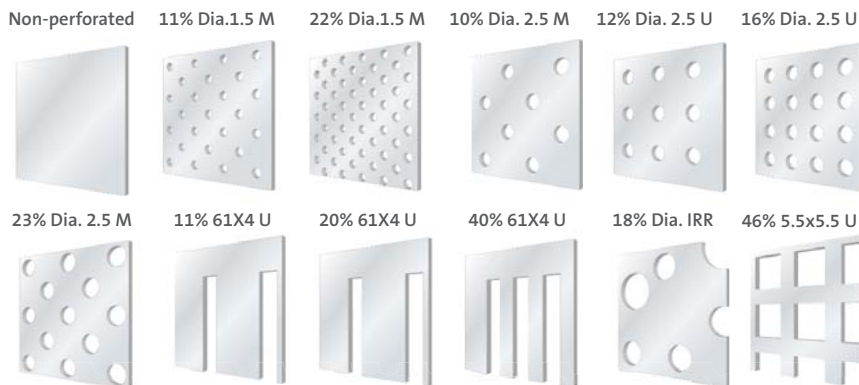
Available in the INIES database (www.inies.fr)



Perforations

Open area percentage, diameter in mm and M or U layout

Refer to the technical file to visualize the perforations on a scale of 1:1



Refer to each system datasheet for details about the perforations available



Colors

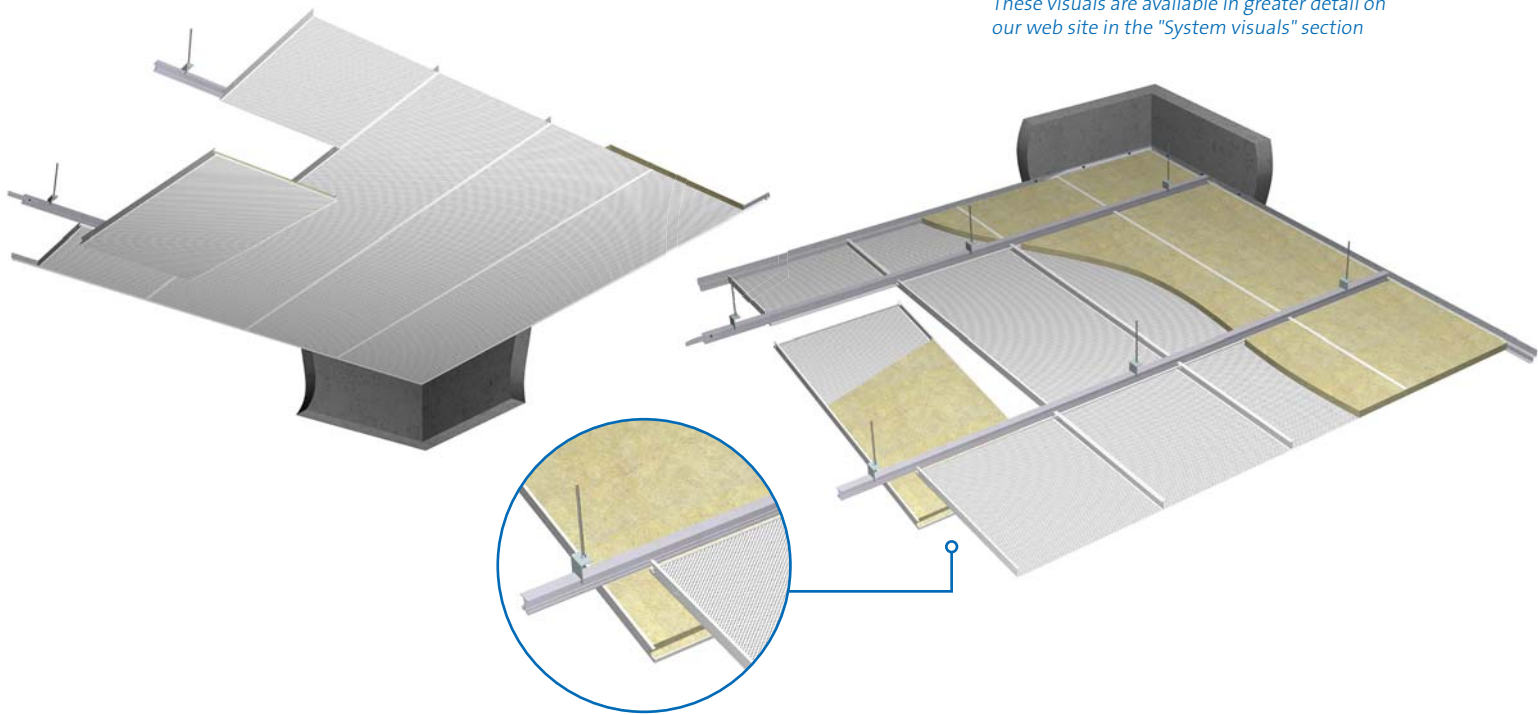
White 137 (≈ RAL 9003) - Prepainted polyester
Metallic Gray (RAL 9006) - Prepainted polyester - on request
180 RAL colors on request - Postpainted polyester powder



HOOK-ON PANEL ON CONCEALED GRID SYSTEM

HORUS
[PLAFOMETAL-SC-210]

General view - underneath and above



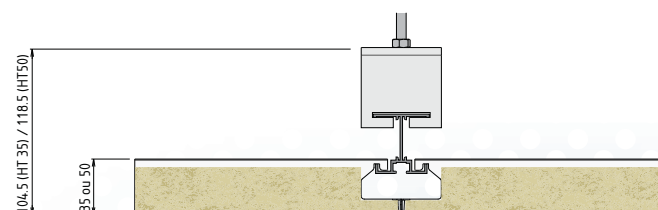
Description

- ▶ Hook-on self-supporting panels.
- ▶ Specific hooks mean that the panel can be suspended on the concealed grid and disassembled from below.
- ▶ Additional acoustic components available.
- ▶ Notches on the sides of the panel to secure the insulating material.
- ▶ Climate ceiling version available.

Intended use

Ideal for: meeting rooms and open-space offices.

Sectional view showing space requirements



HOOK-ON PANEL ON CONCEALED GRID SYSTEM






HORUS [PLAFOMETAL-SC-210]

KEY FEATURES

+ **Aesthetics:** ceiling with a monolithic aspect

+ **Acoustics:** high degree of correction, absorption factor α_w up to 1

+ **Opening:** easy to disassemble

SYSTEM INFORMATION					
Component	Dimensions (mm)			Material	
	Height	Width	Length		
	35 or 50	300	On request. Recommended dimensions between 900 and 2500 mm depending on the self-supporting capacity*	Galvanized steel, thickness 0.6 to 0.8 mm	
		400			
		600			
Additional acoustic component	depending on the panel			see ALPHA and ALPHA PLUS offer	
		19x19x19x19 Lg. 3,000		Steel, thickness 0.5 mm	
		30x30 Lg. 3,000			
		Lg. 4,000		Aluminum, thickness 1 mm	
				Steel, thickness 1 mm	
				Steel, thickness 1 mm	

* Refer to the product datasheet

Acoustics

According to EN ISO 11654

α_w up to 0.85 with the ALPHA offer

α_w up to 1 with the ALPHA PLUS offer

Acoustic performance depends on the chosen perforations

Additional acoustic component

ALPHA offer: Plafometal acoustic fleece

ALPHA PLUS offer: specific mineral wool pad with a black tissue face or in thin plastic film

Light reflection

Up to 87%

EPD verified

Available in the INIES database (www.inies.fr)

Reaction to fire

according to EN 13501-1

Euroclass A1 for these products:

- Prepainted non-perforated
 - Prepainted in the ALPHA offer
- Euroclass A2 s1,d0 for these products:
- Non-perforated powder postpainted
 - Powder postpainted in the ALPHA offer
 - In the ALPHA PLUS offer

Cut-outs and integration

Factory cut-outs on request

Thermal

[Details in the dedicated brochure](#)

Indoor air quality

Class A+ for all these products:

- Non-perforated
 - In the ALPHA offer
 - In the ALPHA PLUS offer, with a specific mineral wool pad in thin plastic film
- Class A for all the products in the ALPHA PLUS offer, with a specific mineral wool pad with a black tissue face

Opening

The panel is disassembled by pushing upwards and then sliding sideways to free it from the Horus carrier and adjacent panel. Free it from underneath by tilting it on one side. Put the panel back in place in reverse order, ensuring that all the elements are aligned. The wool blocks prevent the additional acoustic components from sliding.

Perforations

Open area percentage, diameter in mm and M or U layout



Perforations can be stopped at the end of the panel (except for 18% IRR).

*Available with stopped perforations on full peripheral borders.

**Maximum width 400 mm.

Colors

White 137 (≈ RAL 9003) - Prepainted polyester

Metallic Gray (RAL 9006) - Prepainted polyester - on request

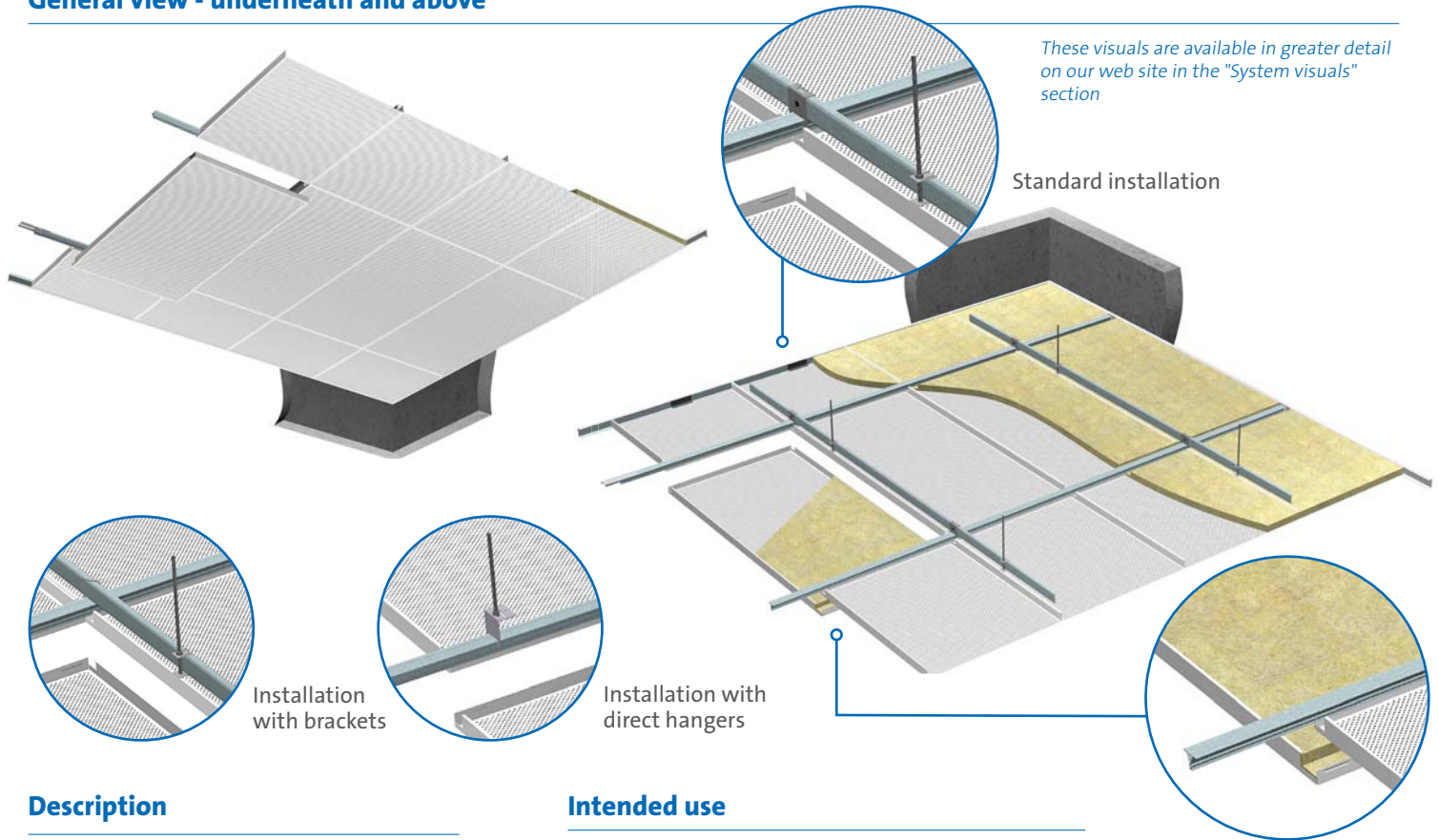
180 RAL colors on request - Postpainted polyester powder



CLIP-IN PANEL ON CONCEALED GRID SYSTEM

CLIP-IN PM2
[PLAFOMETAL-SC-220]

General view - underneath and above



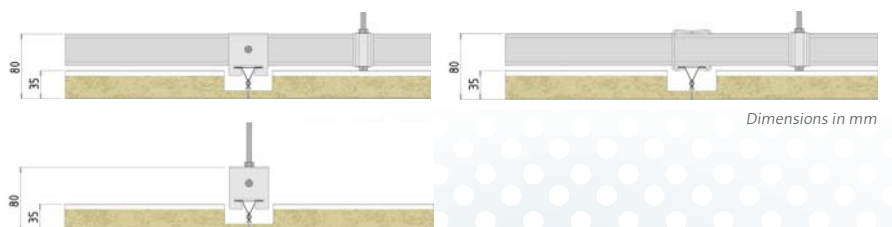
Description

- Clip-in self-supporting panels with a locking ring on the longitudinal sides.
- Designed to be clipped onto a specific grid according to the three types of installation: standard, brackets or direct hangers.
- Square or bevelled peripheral edges.
- Additional acoustic components available.

Intended use

Ideal for: meeting rooms and open-space offices.

Sectional view showing space requirements











CLIP-IN PANEL ON CONCEALED GRID SYSTEM

PM2 CLIP-IN [PLAFOMETAL-SC-220]

KEY FEATURES









- **Acoustics:** high degree of correction, absorption factor α_w up to 1
- **Aesthetics:** ceiling with a monolithic aspect
- **Opening:** secure access to the plenum (requiring use of a disassembly tool)
- **Dimensions:** choice of different widths

Standard installation

SYSTEM INFORMATION				
Component	Dimensions (mm)			Material
	Height	Width	Length	
 PM2 Clip-in panel*	35	300	On request. Recommended dimensions between 900 and 2800 mm depending on the self-supporting capacity*	Galvanized steel, thickness 0.5 to 0.7 mm
		400		
		600		
 Additional acoustic component Hollow joint wall angle or Wall angle or Hanger + Perimeter wedge		depending on the panel		see ALPHA and ALPHA PLUS offer
	19x19x19x19 Lg. 3,000		Steel, thickness 0.5 mm	
	30x30 Lg. 3,000			
 U-section main runner		19x40x19 Lg. 3,000		Steel, thickness 1 mm
 Suspension flange for U-section main runner		13x38x13 Lg. 4,000		
 T-section secondary profile		Lg. 4,000		Steel, thickness 1 mm
 Secondary carrier splice				Steel
 Connecting hanger				Steel
 U-section main runner / T-section secondary profile				

* Refer to the product datasheet

Installation with brackets

SYSTEM INFORMATION				
Component	Dimensions (mm)			Material
	Height	Width	Length	
 PM2 Clip-in panel*	35	300	On request. Recommended dimensions between 900 and 2,800 mm depending on the self-supporting capacity*	Galvanized steel, thickness 0.5 to 0.7 mm
		400		
		600		
 Additional acoustic component Hollow joint wall angle or Wall angle or Hanger + Perimeter wedge		depending on the panel		see ALPHA and ALPHA PLUS offer
	19x19x19x19 Lg. 3,000		Steel, thickness 0.5 mm	
	30x30 Lg. 3,000			
 U-section main runner		19x40x19 Lg. 3,000		Steel, thickness 1 mm
 Suspension flange for U-section main runner		13x38x13 Lg. 4,000		
 T-section secondary profile		Lg. 4,000		Steel, thickness 1 mm
 Secondary carrier splice				Steel
 Connecting stirrup				Steel
 U-section main runner / T-section secondary profile				

* Refer to the product datasheet







CLIP-IN PANEL ON CONCEALED GRID SYSTEM

PM2 CLIP-IN [PLAFOMETAL-SC-220]


KEY FEATURES


- Acoustics:** high degree of correction, absorption factor α_w up to 1
- Aesthetics:** ceiling with a monolithic aspect
- Dimensions:** choice of different widths
- Opening:** secure access to the plenum (requiring use of a disassembly tool)

Installation with direct hangers

SYSTEM INFORMATION				
Component	Dimensions (mm)			Material
	Height	Width	Length	
 PM2 Clip-in panel*	35	300	On request. Recommended dimensions between 900 and 2,800 mm depending on the self-supporting capacity*	Galvanized steel, thickness 0.5 to 0.7 mm
		400		
		600		
Additional acoustic component	depending on the panel			see ALPHA and ALPHA PLUS offer
 Hollow joint wall angle or Wall angle	19x19x19x19 Lg. 3,000			Steel, thickness 0.5 mm
 Hanger + Perimeter wedge	30x30 Lg. 3,000			
 T-section secondary profile	19x40x19 Lg. 3,000			Steel, thickness 1 mm
 Secondary carrier splice	Lg. 4,000			Steel
 Direct hanger				Steel


* Refer to the product datasheet

 **Acoustics**
According to EN ISO 11654
 α_w up to 0.85 with the ALPHA offer
 α_w up to 1 with the ALPHA PLUS offer
Acoustic performance depends on the chosen perforations


 **Additional acoustic component**
ALPHA offer: Plafometal acoustic fleece
ALPHA PLUS offer: specific mineral wool pad with a black tissue face or in thin plastic film


 **EPD verified**
Available in the INIES database (www.inies.fr)


 **Light reflection**
Up to 87%

 **Reaction to fire**
according to EN 13501-1
Euroclass A1 for these products:
• Prepainted non-perforated
• Prepainted in the ALPHA offer
Euroclass A2 s1,d0 for these products:
• Non-perforated powder postpainted
• Powder postpainted in the ALPHA offer
• In the ALPHA PLUS offer

 **Cut-outs and integration**
Factory cut-outs on request


 **Indoor air quality**
Class A+ for all these products:
• Non-perforated
• In the ALPHA offer
• In the ALPHA PLUS offer, with a specific mineral wool pad in thin plastic film
Class A for all the products in the ALPHA PLUS offer, with a specific mineral wool pad with a black tissue face

 **Opening**
Unclip at the bottom using the special disassembly tool. The ceiling can be made non-removable by adding an AC511 safety bracket to each corner of the panel. Please contact us if you are interested in installing an access trapdoor.

 **Perforations**
Open area percentage, diameter in mm and M or U layout



Perforations can be stopped at the end of the panel (except for 18% IRR).
*Available with stopped perforations on full peripheral borders.
**Maximum width 400 mm.

 **Colors**
White 137 (≈ RAL 9003) - Prepainted polyester
Metallic Gray (RAL 9006) - Prepainted polyester - on request
180 RAL colors on request - Postpainted polyester powder

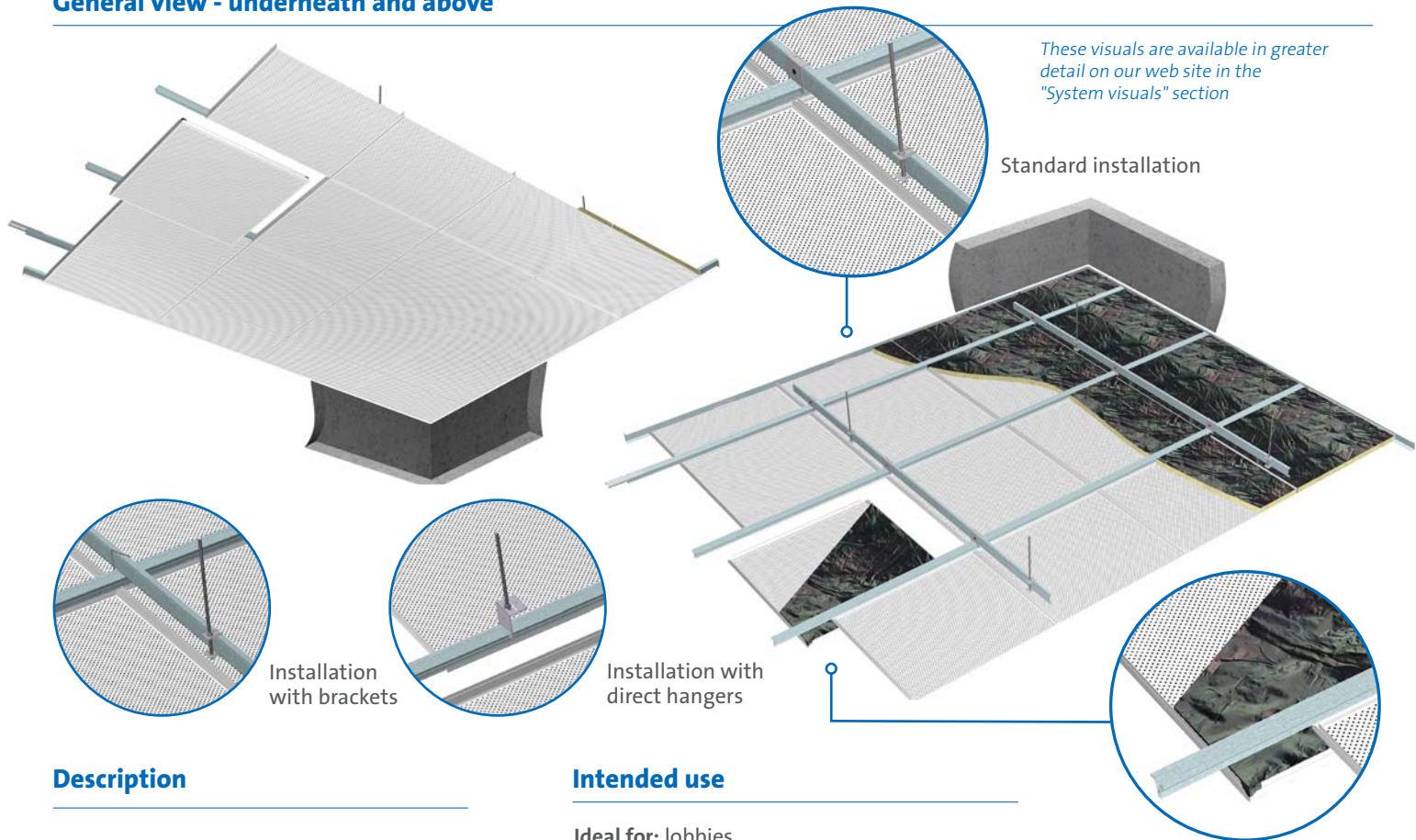




CLIP-IN TILE ON CONCEALED GRID SYSTEM

MONOBAC [PLAFOMETAL-SC-230]

General view - underneath and above



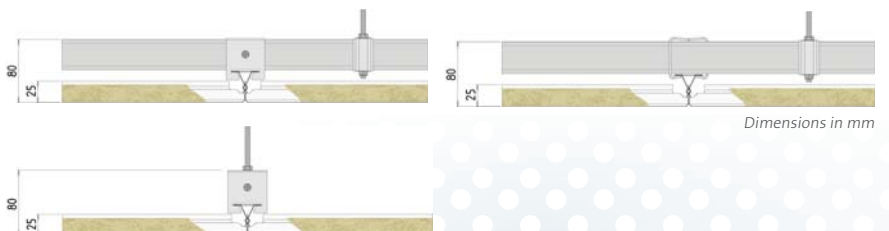
Description

- Clip-in tiles with a locking ring on the four sides.
- Designed to be clipped beneath a concealed grid according to the three types of installation: standard, brackets or direct hangers.
- Bevelled peripheral edges as standard - square edges on request.
- Additional acoustic components available.

Intended use

Ideal for: lobbies.

Sectional view showing space requirements













CLIP-IN TILE ON CONCEALED GRID SYSTEM

MONOBAC [PLAFOMETAL-SC-230]

KEY FEATURES











- **Acoustics:** high degree of correction, absorption factor α_w up to 1
- **Aesthetics:** ceiling with a monolithic aspect
- **Installation:** no specific installation direction
- **Opening:** secure access to the plenum (requiring use of a disassembly tool)

Standard installation

SYSTEM INFORMATION				
Component	Dimensions (mm)			Material
	Height	Width	Length	
 Monobac tile*	26	600	600	Galvanized steel, thickness 0.5 mm
		600	1,200	
 Additional acoustic component	according to the tile			see ALPHA and ALPHA PLUS offer
 Hollow joint wall angle or Wall angle	19x19x19x19 Lg. 3,000			
 or Hanger + Perimeter wedge	30x30 Lg. 3,000			
 U-section main runner	19x40x19 Lg. 3,000 / 30 x 30 Lg. 3,000			Steel, thickness 0.5 mm
 Suspension flange for U-section main runner	13x38x13 Lg. 4,000			Steel, thickness 1 mm
 T-section secondary profile	Lg. 4,000			Steel
 T-section secondary profile length connector				Steel, thickness 1 mm
 Connecting hanger U-section main runner / T-section secondary profile				Steel
 Option: Safety bracket				Steel

* Refer to the product datasheet

Installation with brackets

SYSTEM INFORMATION				
Component	Dimensions (mm)			Material
	Height	Width	Length	
 Monobac tile*	26	600	600	Galvanized steel, thickness 0.5 mm
		600	1,200	
 Additional acoustic component	according to the tile			see ALPHA and ALPHA PLUS offer
 Hollow joint wall angle or Wall angle	19x19x19x19 Lg. 3,000			
 or Hanger + Perimeter wedge	30x30 Lg. 3,000			
 U-section main runner	19x40x19 Lg. 3,000			Steel, thickness 0.5 mm
 Suspension flange for U-section main runner	13x38x13 Lg. 4,000			Steel, thickness 1 mm
 T-section secondary profile	Lg. 4,000			Steel
 T-section secondary profile length connector				Steel, thickness 1 mm
 Connecting stirrup U-section main runner / T-section secondary profile				Steel
 Option: Safety bracket				Steel

* Refer to the product datasheet








CLIP-IN TILE ON CONCEALED GRID SYSTEM

MONOBAC [PLAFOMETAL-SC-230]


KEY FEATURES

- Acoustics:** high degree of correction, absorption factor α_w up to 1
- Aesthetics:** ceiling with a monolithic aspect
- Installation:** no specific Installation direction
- Opening:** possibility of ensuring secure access to the plenum

Installation with direct hangers


SYSTEM INFORMATION					
Component	Dimensions (mm)			Material	
	Height	Width	Length		
 Monobac tile*	26	600	600	Galvanized steel, thickness 0.5 mm	
		600	1,200		
Additional acoustic component	according to the tile			see ALPHA and ALPHA PLUS offer	
 Hollow joint wall angle or Wall angle	19x19x19x19 Lg. 3,000				
 Hanger + Perimeter wedge	30x30 Lg. 3,000				
 T-section profile	19x40x19 Lg. 3,000			Steel, thickness 0.5 mm	
 T-section profile length connector	Lg. 4,000				
 Direct hanger - threaded rod + nuts				Steel, thickness 1 mm	
 Option: Safety bracket				Steel	


* Refer to the product datasheet

 **Acoustics**
According to EN ISO 11654
 α_w up to 0.80 with the ALPHA offer
 α_w up to 1 with the ALPHA PLUS offer
Acoustic performance depends on the chosen perforations


 **Additional acoustic component**
ALPHA offer: Plafometal acoustic fleece
ALPHA PLUS offer: specific sound-absorbing material in thin plastic film


 **EPD verified**
Available in the INIES database (www.inies.fr)


 **Light reflection**
Up to 87%

 **Reaction to fire**
according to EN 13501-1
Euroclass A1 for these products:
• Prepainted non-perforated
• Prepainted in the ALPHA offer
Euroclass A2 s1,d0 for these products:
• Non-perforated powder postpainted
• Powder postpainted in the ALPHA offer
• In the ALPHA PLUS offer

 **Cut-outs and integration**
Factory cut-outs on request


 **Indoor air quality**
Class A+ for all these products:
• Non-perforated
• In the ALPHA offer
• In the ALPHA PLUS offer, with a specific mineral wool pad in thin plastic film

 **Opening**
Unclip at the bottom using the special disassembly tool. The ceiling can be made non-removable by adding an AC511 safety bracket to each corner of the panel. Please contact us if you are interested in installing an access trapdoor.

 **Perforations**
Open area percentage, diameter in mm and M or U layout



* Only available in 600x600 mm.
All tiles have a non-perforated area of a few mm around the edges.

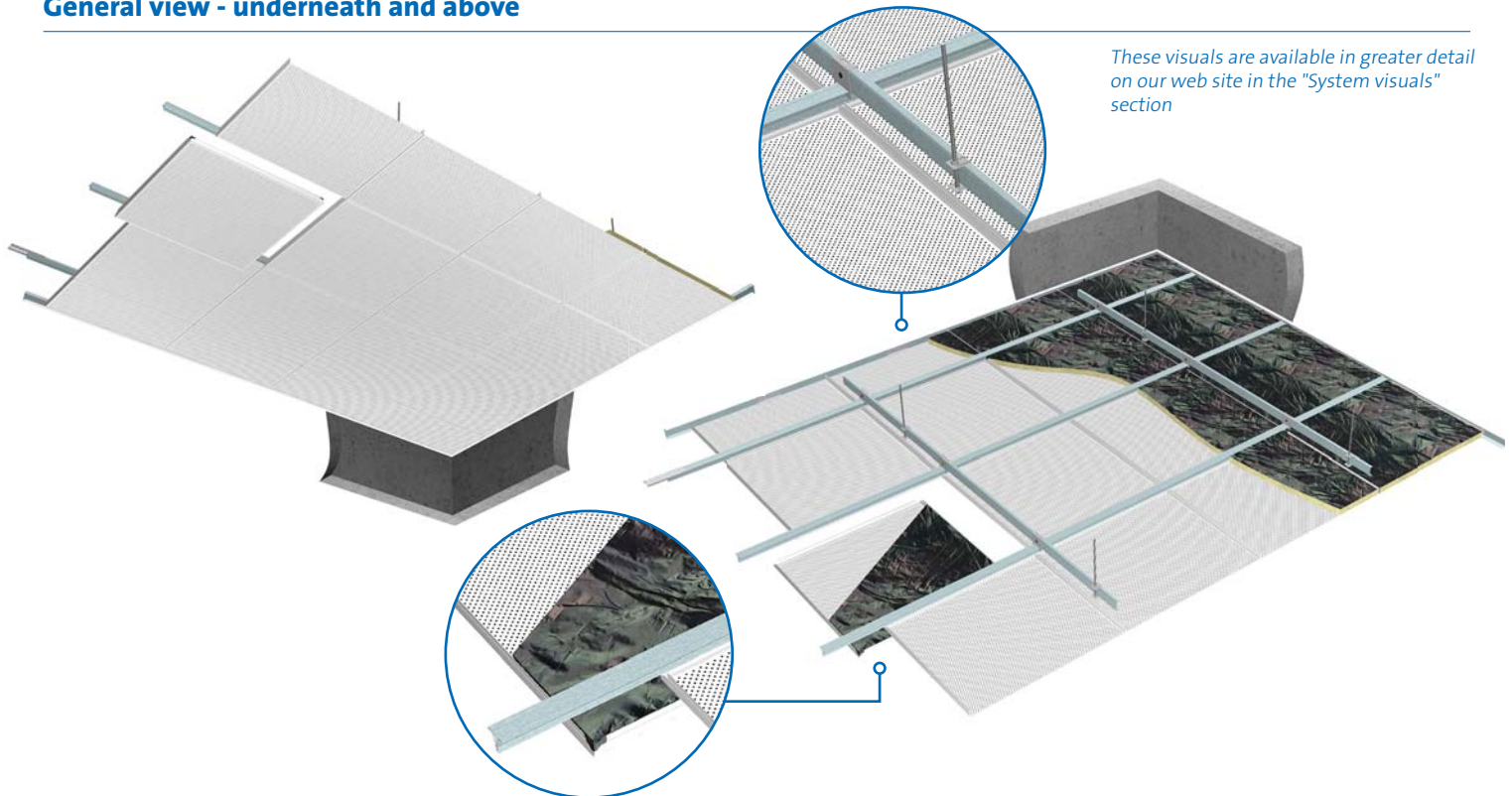
 **Colors**
White 137 (≈ RAL 9003) - Prepainted polyester
Metallic Gray (RAL 9006) - Prepainted polyester - on request
180 RAL colors on request - Postpainted polyester powder



CLIP-IN TILE ON CONCEALED GRID SYSTEM, FIRE-RESISTANT

MONOBAC SF
[PLAFOMETAL-SC-240]

General view - underneath and above




Description

- 30-minute fire-resistant system.
- Clip-in tiles with a locking ring on the four sides.
- Designed to be clipped beneath a concealed grid.
- Bevelled peripheral edges.
- Additional acoustic components available.

Intended use

Ideal for: lobbies and elevator landings with fire resistance needs.

Sectional view showing space requirements



CLIP-IN TILE ON CONCEALED GRID SYSTEM, FIRE-RESISTANT

MONOBAC SF [PLAFOMETAL-SC-240]

KEY FEATURES

- **Safety:** 30-minute fire resistance (France and Belgium)
- **Acoustics:** high degree of correction, absorption factor α_w up to 1
- **Aesthetics:** ceiling with a monolithic aspect
- **Installation:** no specific installation direction
- **Opening:** secure access to the plenum (requiring use of a disassembly tool)

SYSTEM INFORMATION

Component	Dimensions (mm)			Material
	Height	Width	Length	
Monobac SF tile*	26	600	600	Galvanized steel, thickness 0.5 mm see ALPHA and ALPHA PLUS offer
Additional acoustic component	according to the tile			
Hanger + Perimeter wedge	19x40x19 Lg. 3,000			Steel, thickness 0.5 mm
U-section main runner	13x38x13 Lg. 4,000			Steel
Suspension flange for U-section main runner				Steel
T-section secondary profile	Lg. 4,000			Steel
T-section secondary profile length connector				Steel
Connecting hanger U-section main runner / T-section secondary profile				Steel

* Refer to the product datasheet

Acoustics

According to EN ISO 11654

α_w up to 0.80 with the ALPHA offer

α_w up to 1 with the ALPHA PLUS offer

Acoustic performance depends on the chosen perforations

Additional acoustic component

ALPHA offer: Plafometal acoustic fleece

ALPHA PLUS offer: specific sound-absorbing material in thin plastic film

EPD verified

Available in the INIES database (www.inies.fr)

Light reflection

Up to 87%

Reaction to fire

according to EN 13501-1

Euroclass A1 for these products:

- Prepainted non-perforated
- Prepainted in the ALPHA offer
- Euroclass A2 s1,d0 for these products:
- Non-perforated powder postpainted
- Powder postpainted in the ALPHA offer
- In the ALPHA PLUS offer

Cut-outs and integration

The ceiling should not support any loads other than its own weight. For further details, refer to the installation guide or contact us.

Indoor air quality

Class A+ for all these products:

- Non-perforated
- In the ALPHA offer
- In the ALPHA PLUS offer, with a specific mineral wool pad in thin plastic film

Opening

Unclip at the bottom using the special disassembly tool.

Fire resistance

France: 30-minute fire resistance performance pursuant to the test described in Section 2.5 of Appendix 1 in the French Regulation of March 22, 2004, meeting applicable French fire regulations for shared-use corridors inside high-rise buildings. Products must be installed in compliance with the applicable fire classification report and appendices. Contact us.

Belgium: 30-minute fire resistance performance pursuant to the test defined in the Belgian NBN 713-020 standard, meeting applicable fire regulations for escape routes, public-access areas and collective kitchens. Products must be installed in compliance with the applicable fire classification and test reports. Contact us. FR panels and edge profiles are specific and must always be fitted in compliance with the report. Contact us.

[Check out our four fire-resistant systems in the dedicated brochure](#)

Perforations

Open area percentage, diameter in mm and M or U layout

Non-perforated 11% Dia. 1.5 M 22% Dia. 1.5 M 10% Dia. 2.5 M 12% Dia. 2.5 U 16% Dia. 2.5 U 23% Dia. 2.5 M



All tiles have a non-perforated area of a few mm around the edges.

Colors

White 137 (= RAL 9003) -

Prepainted polyester

Metallic Gray (RAL 9006) -

Prepainted polyester - on request

180 RAL colors on request -

Postpainted polyester powder



3 CEILING INSTALLED ON EXPOSED GRIDS



- Modular ceiling
- Tiles compatible with all T15 and T24 grids
- Easy removal by simply lifting the panel
- Finishes: several types of edges (straight, flush, tegular, etc.)

SELECTION GUIDE

Choose the system best suited to your needs and the configuration for your wall to wall suspended ceiling.
Check out all the details in each system datasheet.

METAL TILES ON EXPOSED GRID

H0, H2, H8-E15, H8-E24
[PLAFOMETAL-SC-310]



- + Different edge finishes: straight edges (H0); flush edges (H2); tegular edges (H8)
- + Compatible with T24 grids (H0; H2; H8-E24) and T15 grids (H0; H8-E15)



Acoustics

According to EN ISO 11654

α_w up to 1 with the ALPHA PLUS offer



Light reflection

Up to 87%



Reaction to fire

according to EN 13501-1

A1 and A2-s1,d0



EPD verified

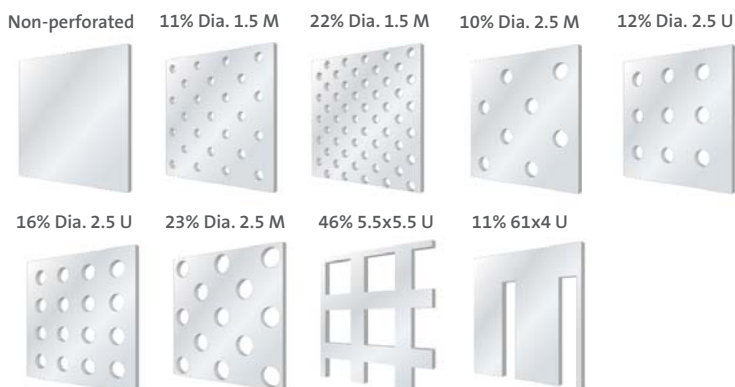
Available in the INIES database (www.inies.fr)



Perforations

Open area percentage, diameter in mm and M or U layout

Refer to the technical file to visualize the perforations on a scale of 1:1



Other perforations on request



Colors

White 137 (≈ RAL 9003) - Prepainted polyester

Metallic Gray (RAL 9006) - Prepainted polyester - on request

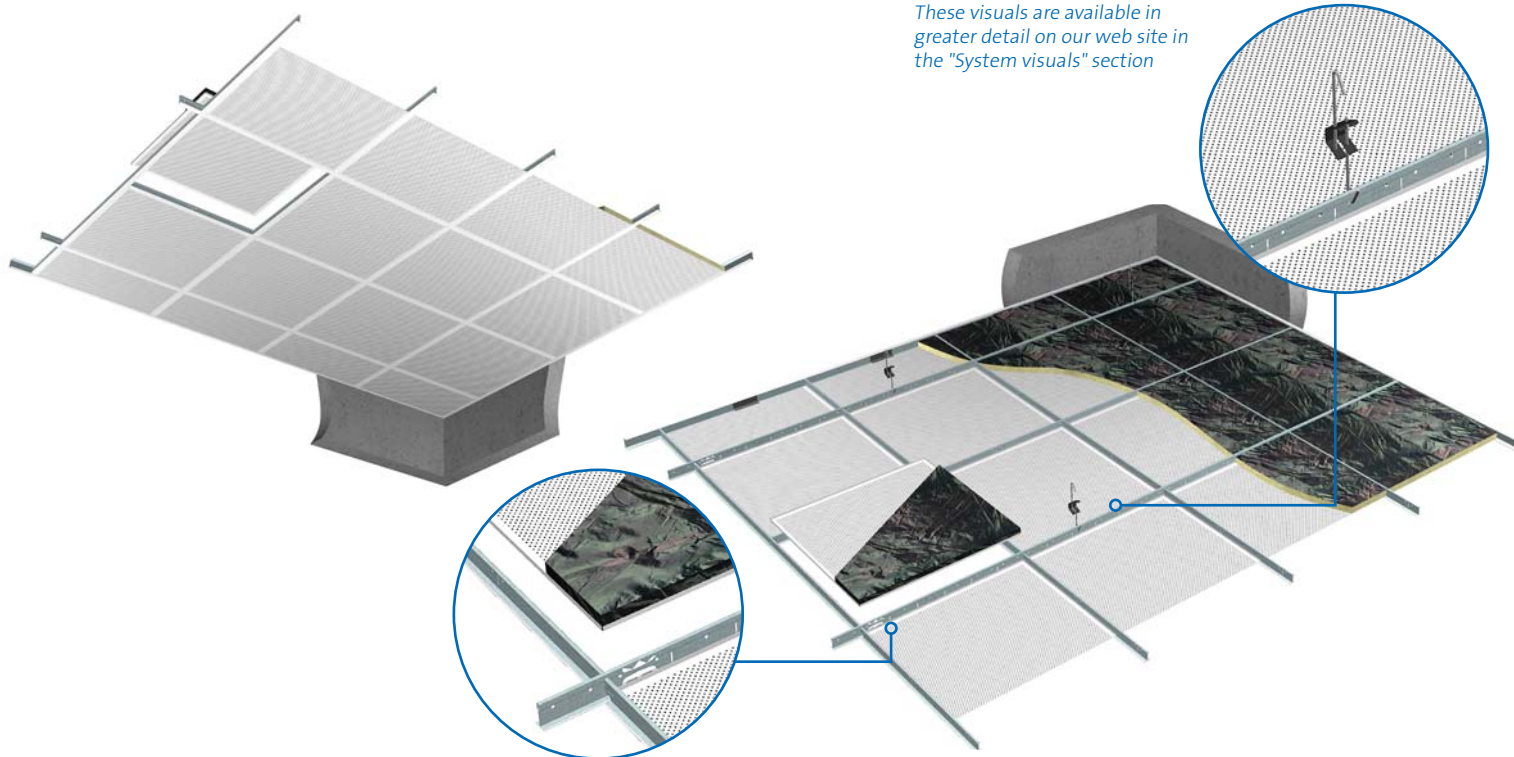
180 RAL colors on request - Postpainted polyester powder



METAL TILES ON EXPOSED GRIDS

H0, H2, H8-E15, H8-E24 [PLAFOMETAL-SC-310]

General view - underneath and above



These visuals are available in greater detail on our web site in the "System visuals" section

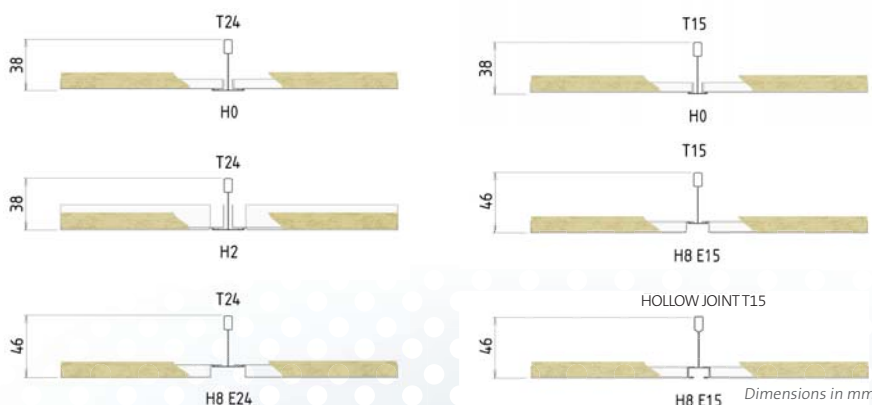
Description

- ▶ Standard metal tiles with different types of edges.
- ▶ Installation on a traditional T grid.
- ▶ Bevelled peripheral edges.
- ▶ Additional acoustic components available.

Intended use

Ideal for: standard and robust modular ceilings.

Sectional view showing space requirements




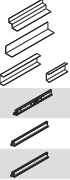
METAL TILES ON EXPOSED GRIDS

H0, H2, H8-E15, H8-E24
[PLAFOMETAL-SC-310]


KEY FEATURES

- Practical:** standard solution capable of resisting repeated handling
- Opening:** extremely easy by lifting up
- Acoustics:** high degree of correction, absorption factor α_w up to 1
- Aesthetics:** modular ceiling with different edge effects

SYSTEM INFORMATION

Component	Dimensions (mm)			Material
	Height	Width	Length	
 H0 tile* (straight edge)	7.5	600	600	Galvanized steel, thickness 0.5 mm
		600	1,200	
		625	625	
		675	675	
H2 tile* (flush edge)	15	600	600	Galvanized steel, thickness 0.5 mm
H8-E24* or H8-E15* tile (tegular edge)	8	600	600	Galvanized steel, thickness 0.5 mm
		600	1,200	
		625	625	
		675	675	
Additional acoustic component	according to the tile			see ALPHA and ALPHA PLUS offer
 Hollow joint wall angle or Wall angle or Hanger + Perimeter wedge	19x19x19x19 Lg. 3,000			Steel, thickness 0.5 mm
	30x30 Lg. 3,000			
	19x40x19 Lg. 3,000			
T15 / T24 carrier	Lg. 3,600			Steel
T15 / T24 cross tee	Lg. 1,200			Steel
T15 / T24 cross tee	Lg. 600			Steel
Adjustable hanger or Slide hanger				Steel
				Steel


* Refer to the product datasheet


 **Acoustics**
According to EN ISO 11654
 α_w up to 0.80 with the ALPHA offer
 α_w up to 1 with the ALPHA PLUS offer
Acoustic performance depends on the chosen perforations

 **Light reflection**
Up to 87%


 **Cut-outs and integration**
Factory cut-outs on request


 **Additional acoustic component**
ALPHA offer: Plafometal acoustic fleece
ALPHA PLUS offer: specific sound-absorbing material in thin plastic film

 **Reaction to fire**
according to EN 13501-1
Euroclass A1 for these products:
• Prepainted non-perforated
• Prepainted in the ALPHA offer
Euroclass A2 s1,d0 for these products:
• Non-perforated powder postpainted
• Powder postpainted in the ALPHA offer
• In the ALPHA PLUS offer

 **Indoor air quality**
Class A+ for all these products:
• Non-perforated
• In the ALPHA offer
• In the ALPHA PLUS offer, with a specific mineral wool pad in thin plastic film

 **EPD verified**
Available in the INIES database (www.inies.fr)


 **Opening**
By simply lifting the panel in the grid. Possibility of a panel anti-lift feature by adding peripheral CA113 brackets. Please contact us if you are interested in installing an access trapdoor.

 **Perforations**
Open area percentage, diameter in mm and M or U layout



* Only available in 600x600 mm.

All tiles have a non-perforated area of a few mm around the edges.

 **Colors**
White 137 (≈ RAL 9003) - Prepainted polyester
Metallic Gray (RAL 9006) - Prepainted polyester - on request

180 RAL colors on request - Postpainted polyester powder
Black (RAL 9005) - Prepainted polyester - on request

SEE ALL OUR SOLUTIONS AND
CONTACTS AT
WWW.PLAFOMETAL.COM

A Saint-Gobain brand

PLAFOMETAL