



SYSTEM BROCHURE

## CORRIDOR CEILINGS

IDEAL FOR  
OFFICE AND  
HOSPITAL CORRIDORS

**Customized solutions possible  
with each system**

### ACOUSTICS

- ⊕ High-performance acoustics

### AESTHETICS

- ⊕ Resistant to handling
- ⊕ Incorporation of fixtures and installations
- ⊕ Continuity of the colors

### PRACTICAL

- ⊕ Adaptable to corridor dimensions
- ⊕ Wide opening to the plenum
- ⊕ Self-supporting ceiling:  
avoids the use of hangers and grids
- ⊕ Made-to-measure: lighting recesses and ducts
- ⊕ Easy to fit and disassemble

A Saint-Gobain brand

**PLAFOMETAL**

Learn more about the 4 types of self-supporting ceilings for corridors offered by Plafometal, and see the details of each system on the following pages.

1

### OPENING CEILING ON CONCEALED PROFILES



Opening swing-down systems with a perfectly straight profile finish. This is the ideal ceiling solution for all corridors in office buildings. The edge profiles are concealed (two adjustable parts forming a hollow joint) and specific to each system.

- The panel opens in both directions (rightwards or leftwards)
- The panels remain linked to their edge profiles in the open position
- Invisible profiles
- Hollow joint at the edge to absorb any alignment gaps with the wall

2

### OPENING CEILING ON EXPOSED PROFILES



Opening swing-down or sliding systems, for each specific use. This is the ideal ceiling solution for all corridors in office buildings with particular requirements. The profiles are exposed.

- The panels remain linked to their edge profiles in the open position
- Exposed profiles forming a closed hollow joint with the panel
- Good airtightness and soundproofing properties

3

### HOOK-ON CEILING ON CONCEALED PROFILES



A hook-on system for a perfectly straight edge finish. The specific edge profiles are concealed (two adjustable parts forming a hollow joint).

- Invisible profiles
- Hollow joint on the edge: adjustable to absorb any alignment gaps with the wall and open for ventilation of the plenum (ideal in hospitals)
- Quick to fit and disassemble

4

### SELF-SUPPORTING CEILING ON EXPOSED PROFILES



Simple self-supporting systems that fit any corridor. The profiles are exposed.

- Just laid on wall angles: very quick to fit
- Easy to cut for installing in corridors of any width
- Easy to fit and disassemble

# 1

## OPENING CEILING ON CONCEALED PROFILES



- The panel opens in both directions (rightwards or leftwards)
- The panels remain linked to their edge profiles in the open position
- Concealed profiles
- Hollow joint at the edge to absorb any alignment gaps with the wall

### SELECTION GUIDE


Choose the system that best matches your needs and corridor configurations. See all the figures in each system fact sheet.

**SWING-DOWN PANEL SYSTEM ON BOTH SIDES**  
ORIAL  
[ PLAFOMETAL-CC-110 ]




- + Natural ventilation of the plenum (open hollow joint on the edges): ideal in hospitals

**FIRE-RESISTANT SWING-DOWN PANEL SYSTEM ON BOTH SIDES**  
ORIAL SF  
[ PLAFOMETAL-CC-120 ]



- + 1/2-hour fire stability
- + Natural ventilation of the plenum (open hollow joint on the edges): ideal in hospitals

**LARGE FORMAT SWING-DOWN PANEL SYSTEM ON BOTH SIDES**  
ORIAL XL  
[ PLAFOMETAL-CC-130 ]



- + Large panels
- + Robust system
- + Closed hollow joint on the edges



### Acoustics

According to standard EN ISO 11 654

$\alpha_w$  up to 1 with the ALPHA PLUS offer



### Light reflection

Up to 87%



### Reaction to fire

according to standard EN 13501-1

A1 and A2-s1,d0



### EPD verified

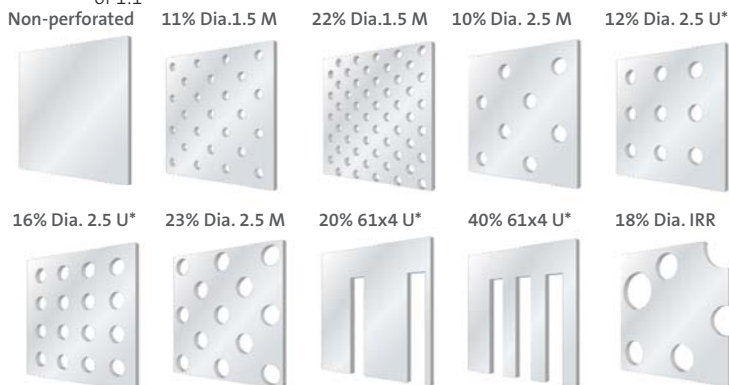
Available on the INIES database (www.inies.fr)



### Perforations

Open area percentage, diameter in mm and M or U layout

Refer to the technical document to visualize the perforations on a scale of 1:1



Perforations can be stopped at the end of the panel (except for 18% IRR).

\* Only available with perforations stopped on all 4 sides.

Other perforations on request.

For the Fire-Resistant version, only 3 perforations, see the details in the system fact sheet.



### Colors

White 137 (≈ RAL 9003) - Prepainted polyester


Metallic Gray (RAL 9006) - Prepainted polyester - on request

180 RAL colors on request - Polyester powder coating

# SWING-DOWN PANEL SYSTEM ON BOTH SIDES

ORIAL  
[ PLAFOMETAL-CC-110 ]

## General view - underneath and above



These visuals are available in greater detail on our web site in the "System visuals" section

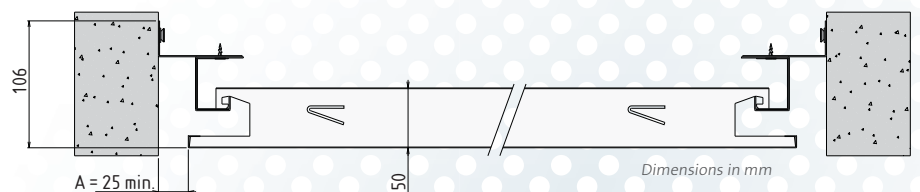
### Description

- Opening swing-down ceiling for corridors.
- Panel laid on an invisible profile with offset edge in 2 parts forming an open hollow joint between the end of the panels and the wall.
- Notches allow the panel to be suspended on the grid and swung down from either side.
- Block of wool fitted on the sides of the panel to keep the additional acoustic component in place.

### Intended use

Ideal for: corridors in hospitals and office buildings.

### Sectional view showing space requirements



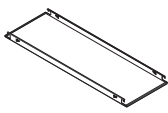



A gap A is required between the panel and the wall

# SWING-DOWN PANEL SYSTEM ON BOTH SIDES

## ORIAL [ PLAFOMETAL-CC-110 ]

### KEY FEATURES

- + **Opening:** swing-down on both sides
- + **Acoustics:** high degree of correction, absorption factor  $\alpha_w$  up to 1
- + **Aesthetics:** grid with an offset edge for a perfectly straight finish
- + **Ventilation of the plenum:** open hollow joint, suitable for hospitals

SYSTEM INFORMATION					
Component	Dimensions (mm)			Material	
	Width	Height	Length		
 Orial Plafometal* panel	300	50	Made to order	Galvanized steel thickness 0.6 to 0.8 mm	
	400		Recommended dimension: between 800 and 2,500 mm depending on self-supporting capacity*		
	600				
Additional acoustic component	according to panel			see ALPHA and ALPHA PLUS offer	
 Orial Plafometal wall angle	30x70 Lg. 3000			Steel thickness 1 mm	
 Orial Plafometal profile	Lg. 3000			Steel thickness 1 mm	
 Orial Plafometal length connector	-			-	

\* Refer to the product information sheet

**Acoustics**  
According to standard EN ISO 11 654  
 $\alpha_w$  up to 0.85 with the ALPHA offer  
 $\alpha_w$  up to 1 with the ALPHA PLUS offer  
Acoustic performance depends on the chosen perforations

**Light reflection**  
Up to 87%

**EPD verified**  
Available on the INIES database  
(www.inies.fr)

**Opening**  
Push up then move sideways to avoid the hook-on profile. The panel swings down and remains hooked onto the opposite profile. Put the panel back in place in reverse order, ensuring that all the elements are aligned. The wool blocks prevent the additional acoustic components from sliding.


**Reaction to fire**  
according to standard EN 13501-1  
Euroclass A1 for these products:  
• pre-painted non-perforated  
• pre-painted in the ALPHA offer  
Euroclass A2 s1,d0 for these products:  
• post-lacquered non-perforated  
• post-lacquered in the ALPHA offer  
• in the ALPHA PLUS offer

**Cut-outs and integration**  
Factory cut-outs on request

**Indoor air quality**  
Class A+ for all these products:  
• non-perforated  
• in the ALPHA offer  
• in the ALPHA PLUS offer, with specific mineral wool pad in thin plastic film  
Class A for all the products in the ALPHA PLUS offer, with specific mineral wool pad with black tissue face.

**Additional acoustic component**  
ALPHA offer: Plafometal acoustic fleece  
ALPHA PLUS offer: specific mineral wool pas with black tissue face or in thin plastic film

**Perforations**  
Open area percentage, diameter in mm and M or U layout



Perforations can be stopped at the end of the panel (except for 18% IRR).

\* Only available with perforations stopped on all 4 sides.


**Colors**  
White 137 (≈ RAL 9003) - Pre-painted polyester  
Metallic Gray (RAL 9006) - Pre-painted polyester - on request  
180 RAL colors on request - Polyester powder coating



# FIRE-RESISTANT SWING-DOWN PANEL SYSTEM ON BOTH SIDES

ORIAL SF  
[ PLAFOMETAL-CC-120 ]

## General view - underneath and above



These visuals are available in greater detail on our web site in the "System visuals" section

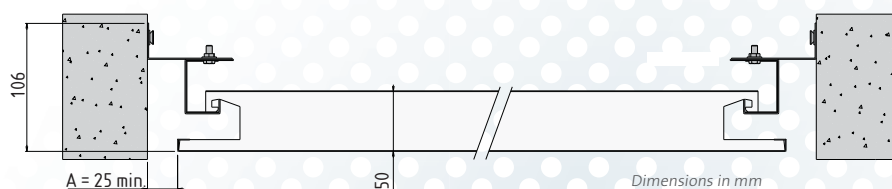
## Description

- Opening swing-down ceiling, 1/2-hour fire-resistance, designed for communal corridors in high-rise buildings.
- Panel laid on an invisible profile with offset edge forming an open hollow joint between the end of the panels and the wall. This profile has oblong holes.
- Notches allow the panel to be suspended on the grid and swung down from either side.

## Intended use

Ideal for: corridors that need to be fire-resistant.

## Sectional view showing space requirements



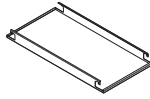



A gap A is required between the panel and the wall

# FIRE-RESISTANT SWING-DOWN PANEL SYSTEM ON BOTH SIDES

ORIAL SF  
[ PLAFOMETAL-CC-120 ]

## KEY FEATURES

- **Opening:** swing-down on both sides
- **Acoustics:** absorption factor  $\alpha_w$  up to 0.80
- **Safety:** 1/2-hour fire resistance (French regulations)
- **Aesthetics:** grid with an offset edge for a perfectly straight finish
- **Ventilation of the plenum:** open hollow joint, suitable for hospitals

SYSTEM INFORMATION					
Component	Dimensions (mm)			Material	
	Width	Height	Length		
 Oriaf SF Plafometal* panel	300	50	Made to order	Galvanized steel thickness 0.6 to 0.8 mm	
	400		Recommended dimension: between 800 and 1,500 mm depending on max. specified in the fire classification report*		
	600				
Additional acoustic component	according to panel			see the ALPHA offer	
 Oriaf SF Plafometal wall angle	30x70 Lg. 3000			Steel thickness 1 mm	
 Oriaf SF Plafometal profile	Lg. 3000			Steel thickness 1 mm	
 Oriaf Plafometal length connector	-			-	

\* Refer to the product information sheet

**Acoustics**  
According to standard EN ISO 11 654  
 $\alpha_w$  up to 0.80 with the ALPHA offer  
Acoustic performance depends on the chosen perforations

**Reaction to fire**  
according to standard EN 13501-1  
Euroclass A1 for these products:  
• pre-painted non-perforated  
• pre-painted in the ALPHA offer  
Euroclass A2 s1,d0 for these products:  
• post-lacquered non-perforated  
• post-lacquered with powder in the ALPHA offer

**Indoor air quality**  
Class A+ for all these products:  
• non-perforated  
• in the ALPHA offer

**Light reflection**  
Up to 87%

**Additional acoustic component**  
ALPHA offer: Plafometal acoustic fleece

**EPD verified**  
Available on the INIES database  
(www.inies.fr)

**Cut-outs and integration**  
The ceiling should not support any loads other than its own weight. For further details, refer to the installation guide or contact us.

**Opening**  
Push up then move sideways to avoid the hook-on profile. The panel swings down and remains hooked onto the opposite profile. Put the panel back in place in reverse order, ensuring that all the elements are aligned.

**Fire stability**  
**France:** Fire stability SF 1/2-hour according to the test described in the Order of March 22, 2004 annex 1 § 2.5 with regard to French fire regulations in the communal corridors of high-rise buildings. Implementation must comply with the classification report and extensions. Contact us.  
[Learn more about our 4 fire-resistant systems in the dedicated brochure](#)

**Perforations**  
Open area percentage, diameter in mm and M or U layout



Perforations can be stopped at the end of the panel.  
Other perforations 12% Dia. 2.5 U and 20% Dia. 1.5 M available with 1/4-hour fire stability by extension.


**Colors**  
White 137 (≈ RAL 9003) - Pre-painted polyester  
Metallic Gray (RAL 9006) - Pre-painted polyester - on request  
180 RAL colors on request - Polyester powder coating



# LARGE FORMAT SWING-DOWN PANEL SYSTEM ON BOTH SIDES

ORIAL XL  
[ PLAFOMETAL-CC-130 ]

## General view - underneath and above



These visuals are available in greater detail on our web site in the "System visuals" section

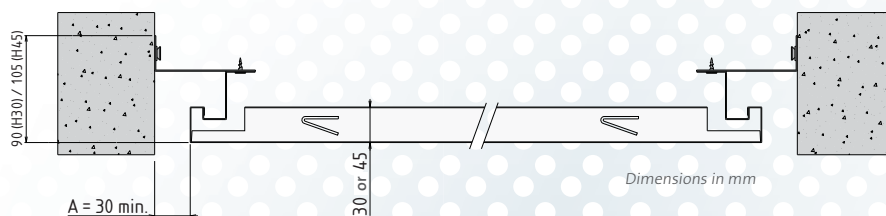
## Description

- Opening swing-down ceiling for corridors.
- Panel laid on an invisible profile with offset edge forming a closed hollow joint between the end of the panels and the wall.
- Inward folds allow the panel to be suspended on the grid and swung down from either side.
- Block of wool fitted on the sides of the panel to keep the additional acoustic component in place.

## Intended use

Ideal for: corridors in office buildings and hospitals.

## Sectional view showing space requirements



A gap A is required between the panel and the wall



# LARGE FORMAT SWING-DOWN PANEL SYSTEM ON BOTH SIDES

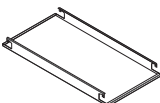



## ORIAL XL [ PLAFOMETAL-CC-130 ]

### KEY FEATURES


- + **Opening:** swing-down on both sides and robust
- + **Aesthetics:** large panel


- + **Aesthetics:** grid with an offset edge for a perfectly straight finish


- + **Acoustics:** high degree of correction, absorption factor  $\alpha_w$  up to 1

SYSTEM INFORMATION					
Component	Dimensions (mm)			Material	
	Width	Height	Length		
 Orial XL Plafometal* panel	300 400 600 675	30 or 45	Made to order Recommended dimension: between 800 and 2,500 mm depending on self-supporting capacity*	Galvanized steel thickness 0.6 to 0.8 mm	
Additional acoustic component	according to panel			see ALPHA and ALPHA PLUS offer	
 Orial XL Plafometal wall angle	30x85 Lg. 3000			Steel thickness 1 mm	
 Orial XL Plafometal profile	Lg. 3000			Steel thickness 1 mm	
 Orial XL Plafometal length connector	-			-	

\* Refer to the product information sheet

 **Acoustics**  
According to standard EN ISO 11 654  
 $\alpha_w$  up to 0.85 with the ALPHA offer  
 $\alpha_w$  up to 1 with the ALPHA PLUS offer  
Acoustic performance depends on the chosen perforations


 **Reaction to fire**  
According to standard EN 13501-1  
Euroclass A1 for these products:  
• pre-painted non-perforated  
• pre-painted in the ALPHA offer  
Euroclass A2 s1,d0 for these products:  
• post-lacquered non-perforated  
• post-lacquered in the ALPHA offer  
• in the ALPHA PLUS offer


 **Indoor air quality**  
Class A+ for all these products:  
• non-perforated  
• in the ALPHA offer  
• in the ALPHA PLUS offer, with specific mineral wool pad in thin plastic film  
Class A for all the products in the ALPHA PLUS offer, with specific mineral wool pad with black tissue face


 **Light reflection**  
Up to 87%

 **EPD verified**  
Available on the INIES database (www.inies.fr)

 **Cut-outs and integration**  
Factory cut-outs on request


 **Additional acoustic component**  
ALPHA offer: Plafometal acoustic fleece  
ALPHA PLUS offer: specific mineral wool pas with black tissue face or in thin plastic film

 **Opening**  
Push up then move sideways to avoid the hook-on profile. The panel swings down and remains hooked onto the opposite profile. Put the panel back in place in reverse order, ensuring that all the elements are aligned. The wool blocks prevent the additional acoustic components from sliding.

 **Perforations**  
Open area percentage, diameter in mm and M or U layout



Perforations can be stopped at the end of the panel (except for 18% IRR).  
\* Only available with perforations stopped on all 4 sides.

 **Colors**  
White 137 (≈ RAL 9003) - Pre-painted polyester  
Metallic Gray (RAL 9006) - Pre-painted polyester - on request  
180 RAL colors on request - Polyester powder coating



# 2

## OPENING CEILING ON EXPOSED PROFILES




- The panels remain linked to their edge profiles in the open position.
- Exposed profiles forming a closed hollow joint with the panel
- Good airtightness and soundproofing properties

### SELECTION GUIDE

Choose the system that best matches your needs and corridor configurations. See all the figures in each system fact sheet.

### COMPACT SWING-DOWN PANEL SYSTEM

ARIES  
[ PLAFOMETAL-CC-210 ]



- + Opening ceiling swinging down on one side with minimal space requirement (50 mm)

### INTENSIVE USE SWING-DOWN PANEL SYSTEM


AXESS  
[ PLAFOMETAL-CC-220 ]



- + Opening swing-down ceiling with very robust axes of rotation

### SLIDING PANEL SYSTEM

TRANSLABAC  
[ PLAFOMETAL-CC-230 ]



- + Opening sliding ceiling: when open, no panels hang down vertically
- + Perfectly straight edge finishes



### Acoustics

According to standard EN ISO 11 654  
 $\alpha_w$  up to 1 with the ALPHA PLUS offer



### Light reflection

Up to 87%



### Reaction to fire

according to standard EN 13501-1  
A1 and A2-s1,d0



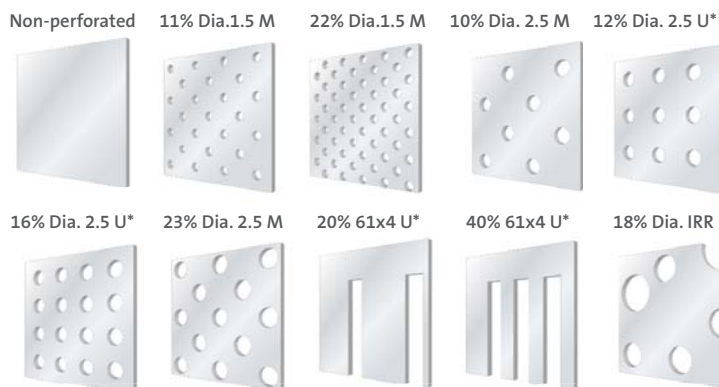
### EPD verified

Available on the INIES database ([www.inies.fr](http://www.inies.fr))



### Perforations

Open area percentage, diameter in mm and M or U layout  
Refer to the technical document to visualize the perforations on a scale of 1:1



Perforations can be stopped at the end of the panel (except for 18% IRR).

\* Only available with perforations stopped on all 4 sides.

Other perforations on request.



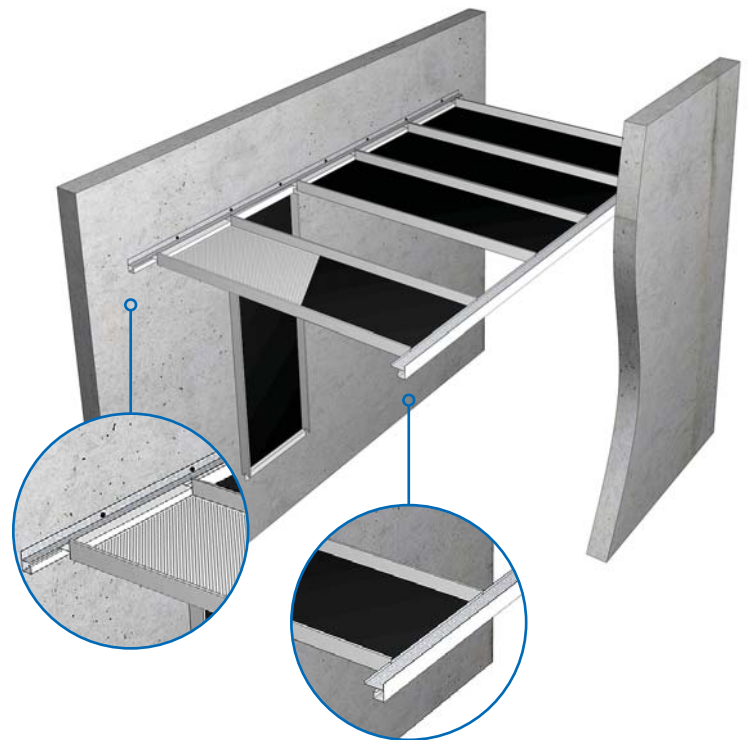
### Colors

White 137 (≈ RAL 9003) - Pre-painted polyester  
Metallic Gray (RAL 9006) - Pre-painted polyester - on request  
180 RAL colors on request - Polyester powder coating

# COMPACT SWING-DOWN PANEL SYSTEM

ARIES  
[ PLAFOMETAL-CC-210 ]

## General view - underneath and above



*These visuals are available in greater detail on our web site in the "System visuals" section*

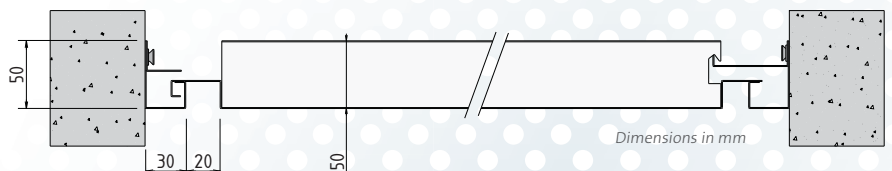
## Description

- Opening swing-down ceiling, extremely compact (50 mm).
- Panel laid on a special exposed grid forming a fixed closed hollow joint between the end of the panel and the profile.
- Special notches at one end of the panel allow it to rest on the grid. At the other end, a special fold allows it to pivot on the grid.

## Intended use

**Ideal for:** corridors with small or cluttered plenums.

## Sectional view showing space requirements



# COMPACT SWING-DOWN PANEL SYSTEM

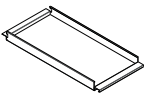


## ARIES [ PLAFOMETAL-CC-210 ]

### KEY FEATURES

+ **Installation:** saves space in small plenums

+ **Acoustics:** high degree of correction, absorption factor  $\alpha_w$  up to 1

+ **Opening:** robust for frequent use  
+ **Sound-proofing:** closed hollow joint to absorb the noise of equipment

SYSTEM INFORMATION					
Component	Dimensions (mm)			Material	
	Width	Height	Length		
 Aries* panel	300	50	Made to order	Galvanized steel thickness 0.6 to 0.8 mm	
	400		Recommended dimension: between 800 and 2,500 mm depending on self-supporting capacity*		
	600				
Additional acoustic component	according to panel			see ALPHA and ALPHA PLUS offer	
 Aries support profile			Lg. 3000	Steel thickness 0.8 mm	
 Aries pivot profile			Lg. 3000	Steel thickness 0.8 mm	

\* Refer to the product information sheet

**Acoustics**  
According to standard EN ISO 11 654  
 $\alpha_w$  up to 0.85 with the ALPHA offer  
 $\alpha_w$  up to 1 with the ALPHA PLUS offer  
Acoustic performance depends on the chosen perforations

**Light reflection**  
Up to 87%

**EPD verified**  
Available on the INIES database ([www.inies.fr](http://www.inies.fr))

**Opening**  
Push up then move sideways to avoid the support profile. The panel swings down and remains suspended on the pivot profile.  
To replace the panel, proceed in reverse order while ensuring that the panel is correctly positioned so that each element is aligned with the next.

**Reaction to fire**  
according to standard EN 13501-1  
Euroclass A1 for these products:  
• pre-painted non-perforated  
• pre-painted in the ALPHA offer  
Euroclass A2 s1,d0 for these products:  
• post-lacquered non-perforated  
• post-lacquered in the ALPHA offer  
• in the ALPHA PLUS offer

**Cut-outs and integration**  
Factory cut-outs on request

**Indoor air quality**  
Class A+ for all these products:  
• non-perforated  
• in the ALPHA offer  
• in the ALPHA PLUS offer, with specific mineral wool pad in thin plastic film  
Class A for all the products in the ALPHA PLUS offer, with specific mineral wool pad with black tissue face


**Additional acoustic component**  
ALPHA offer: Plafometal acoustic fleece  
ALPHA PLUS offer: specific mineral wool pas with black tissue face or in thin plastic film

**Perforations**  
Open area percentage, diameter in mm and M or U layout



Perforations can be stopped at the end of the panel (except for 18% IRR).  
\* Only available with perforations stopped on all 4 sides.


**Colors**  
White 137 (≈ RAL 9003) - Pre-painted polyester  
Metallic Gray (RAL 9006) - Pre-painted polyester - on request  
180 RAL colors on request - Polyester powder coating



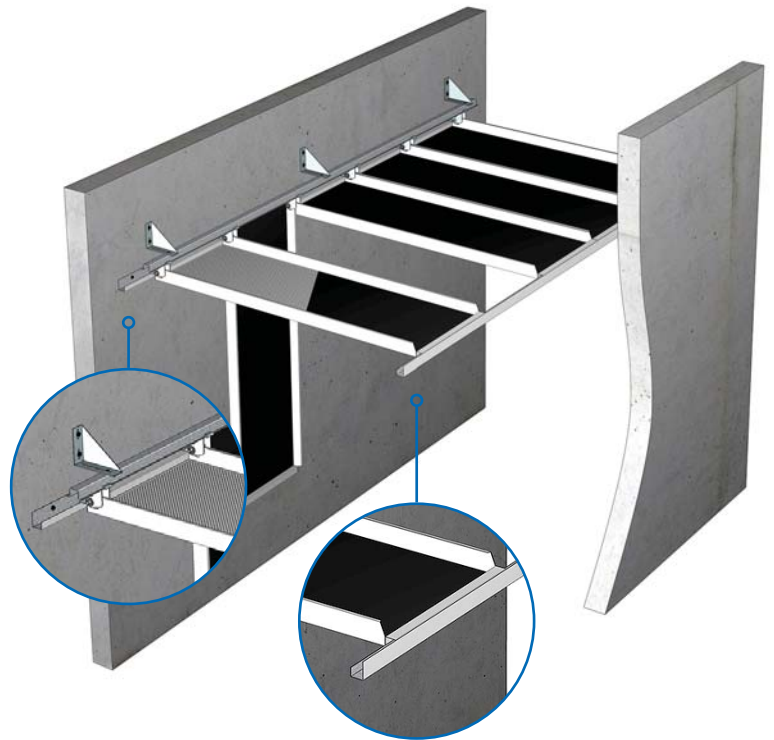
# INTENSIVE USE SWING-DOWN PANEL SYSTEM

AXESS  
[ PLAFOMETAL-CC-220 ]

## General view - underneath and above



These visuals are available in greater detail on our web site in the "System visuals" section



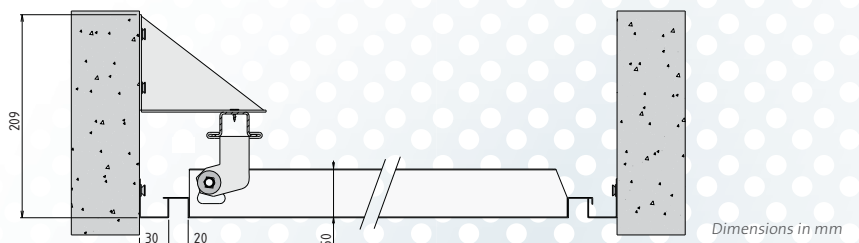
## Description

- Opening swing-down ceiling, for intensive handling.
- Panel laid on a special exposed grid forming a fixed closed hollow joint between the end of the panel and the profile.
- The panel swings down by means of a system of axes clipped to the profile.

## Intended use

Ideal for: corridors requiring frequent access to the plenum.

## Sectional view showing space requirements



# INTENSIVE USE SWING-DOWN PANEL SYSTEM

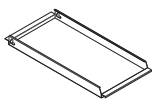




## AXESS [ PLAFOMETAL-CC-220 ]

### KEY FEATURES


⊕ **Opening:** robust for extremely frequent use

⊕ **Acoustics:** high degree of correction, absorption factor  $\alpha_w$  up to 1

⊕ **Sound-proofing:** closed hollow joint to absorb the noise of equipment


SYSTEM INFORMATION					
Component	Dimensions (mm)			Material	
	Width	Height	Length		
	300	50	Made to order	Galvanized steel thickness 0.6 to 0.8 mm	
	400		Recommended dimension: between 800 and 2,500 mm depending on self-supporting capacity*		
	600				
Additional acoustic component	according to panel			see ALPHA and ALPHA PLUS offer	
 Axess bracket	130x100x35 mm			Steel thickness 2 mm	
 Axess perimeter profile	30x30x20 Lg. 3000			Steel thickness 0.8 mm	
 Axess Omega profile	Lg. 3000			Steel thickness 2 mm	
 Kit: 1 Bracket + 1 Axis + 2 Clips	-			-	


\* Refer to the product information sheet

 **Acoustics**  
According to standard EN ISO 11 654  
 $\alpha_w$  up to 0.85 with the ALPHA offer  
 $\alpha_w$  up to 1 with the ALPHA PLUS offer  
Acoustic performance depends on the chosen perforations

 **Light reflection**  
Up to 87%

 **EPD verified**  
Available on the INIES database ([www.inies.fr](http://www.inies.fr))


 **Opening**  
Push up then move sideways to avoid the edge profile on which the panel rests. The panel swings down and remains suspended on the pivoting axes. Replace the panel in reverse order: alignment takes place automatically in the closed position.

 **Reaction to fire**  
according to standard EN 13501-1  
Euroclass A1 for these products:  
• pre-painted non-perforated  
• pre-painted in the ALPHA offer  
Euroclass A2 s1,d0 for these products:  
• post-lacquered non-perforated  
• post-lacquered in the ALPHA offer  
• in the ALPHA PLUS offer

 **Cut-outs and integration**  
Factory cut-outs on request


 **Indoor air quality**  
Class A+ for all these products:  
• non-perforated  
• in the ALPHA offer  
• in the ALPHA PLUS offer, with specific mineral wool pad in thin plastic film  
Class A for all the products in the ALPHA PLUS offer, with specific mineral wool pad with black tissue face.

 **Additional acoustic component**  
ALPHA offer: Plafometal acoustic fleece  
ALPHA PLUS offer: specific mineral wool pas with black tissue face or in thin plastic film

 **Perforations**  
Open area percentage, diameter in mm and M or U layout



Perforations can be stopped at the end of the panel (except for 18% IRR).  
\* Only available with perforations stopped on all 4 sides.

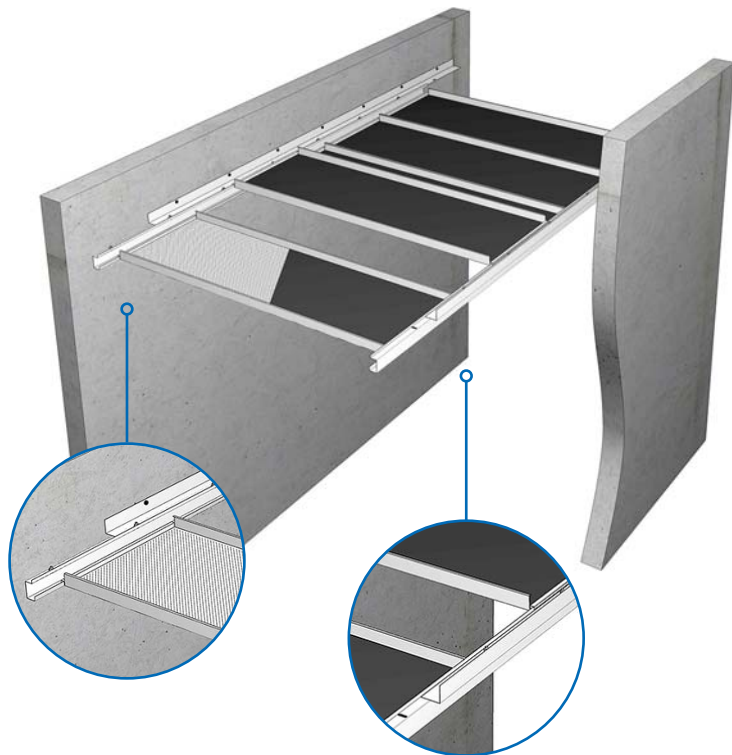

 **Colors**  
White 137 (≈ RAL 9003) - Pre-painted polyester  
Metallic Gray (RAL 9006) - Pre-painted polyester - on request  
180 RAL colors on request - Polyester powder coating



# SLIDING PANEL SYSTEM

# TRANSLABAC [ PLAFOMETAL-CC-230 ]

## General view - underneath and above



These visuals are available in greater detail on our web site in the "System visuals" section

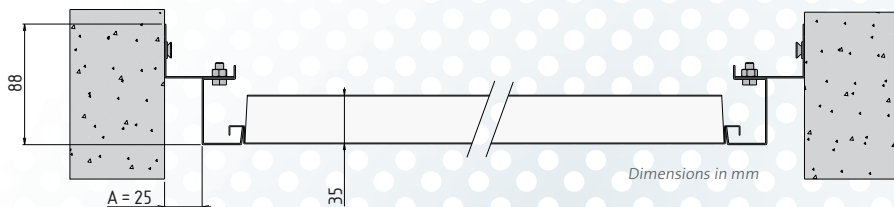
### Description

- Opening ceiling sliding above the panels in place.
- Panel laid on a special exposed grid: profiles in tiers forming an adjustable closed hollow joint between the end of the panel and the wall.

### Intended use

Ideal for: very crowded corridors.

### Sectional view showing space requirements



A gap A is required between the panel and the wall

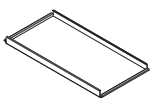




# SLIDING PANEL SYSTEM

# TRANSLABAC [ PLAFOMETAL-CC-230 ]

## KEY FEATURES

- **Opening:** open interest with panel remaining in the plenum
- **Acoustics:** high degree of correction, absorption factor  $\alpha_w$  up to 1
- **Sound-proofing:** closed hollow joint to absorb the noise of equipment
- **Installation:** closed hollow joint, adjustable thanks to a system of offset edges in 2 parts

SYSTEM INFORMATION					
Component	Dimensions (mm)			Material	
	Width	Height	Length		
 Translabac* panel	300	35	Made to order	Galvanized steel thickness 0.6 to 0.8 mm	
	400		Recommended dimension: between 800 and 2,500 mm depending on self-supporting capacity*		
	600				
Additional acoustic component	according to panel			see ALPHA and ALPHA PLUS offer	
 Translabac wall angle	40x45 Lg. 3000			Steel thickness 1 mm	
 Translabac hinged profile	Lg. 3000			Steel thickness 1 mm	

\* Refer to the product information sheet

**Acoustics**  
According to standard EN ISO 11 654  
 $\alpha_w$  up to 0.85 with the ALPHA offer  
 $\alpha_w$  up to 1 with the ALPHA PLUS offer  
Acoustic performance depends on the chosen perforations

**Light reflection**  
Up to 87%

**EPD verified**  
Available on the INIES database ([www.inies.fr](http://www.inies.fr))

**Opening**  
Open the panel by pushing it upwards and then sliding it and setting it down on the top wings of the edge profile. The panel then slides into the plenum above the panels still in place. Replace the panel in reverse order.

**Reaction to fire**  
according to standard EN 13501-1  
Euroclass A1 for these products:  
• pre-painted non-perforated  
• pre-painted in the ALPHA offer  
Euroclass A2 s1,d0 for these products:  
• post-lacquered non-perforated  
• post-lacquered in the ALPHA offer  
• in the ALPHA PLUS offer

**Cut-outs and integration**  
Factory cut-outs on request

**Indoor air quality**  
Class A+ for all these products:  
• non-perforated  
• in the ALPHA offer  
• in the ALPHA PLUS offer, with specific mineral wool pad in thin plastic film  
Class A for all the products in the ALPHA PLUS offer, with specific mineral wool pad with black tissue face

**Additional acoustic component**  
ALPHA offer: Plafometal acoustic fleece  
ALPHA PLUS offer: specific mineral wool pas with black tissue face or in thin plastic film

**Perforations**  
Open area percentage, diameter in mm and M or U layout





Perforations can be stopped at the end of the panel (except for 18% IRR).  
\* Only available with perforations stopped on all 4 sides.

**Colors**  
White 137 (≈ RAL 9003) - Pre-painted polyester  
Metallic Gray (RAL 9006) - Pre-painted polyester - on request  
180 RAL colors on request - Polyester powder coating

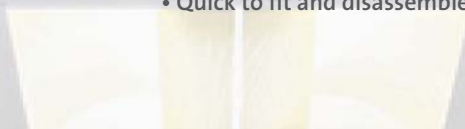


Soins intensifs / Unités d'urgence  
Maladies cardiovasculaires et cardiologie  
Intensivisme  
2011 à 2012  
Consultation, laboratoire et bureaux médicaux  
Professionnels cardiovasculaires et valvulaires  
Consultation, laboratoire et bureaux médicaux


Sortie  

# 3 HOOK-ON CEILING ON CONCEALED PROFILES

- Concealed profiles
- Hollow joint on the edge: adjustable to absorb any alignment gaps with the wall and open for ventilation of the plenum (ideal in hospitals)
- Quick to fit and disassemble



## HOOK-ON PANEL ON CONCEALED PROFILE SYSTEM HORUS [ PLAFOMETAL-CC-310 ]



### Acoustics

According to standard EN ISO 11 654

$\alpha_w$  up to 1 with the ALPHA PLUS offer



### Light reflection

Up to 87%



### Reaction to fire

according to standard EN 13501-1

A1 and A2-s1,d0



### EPD verified

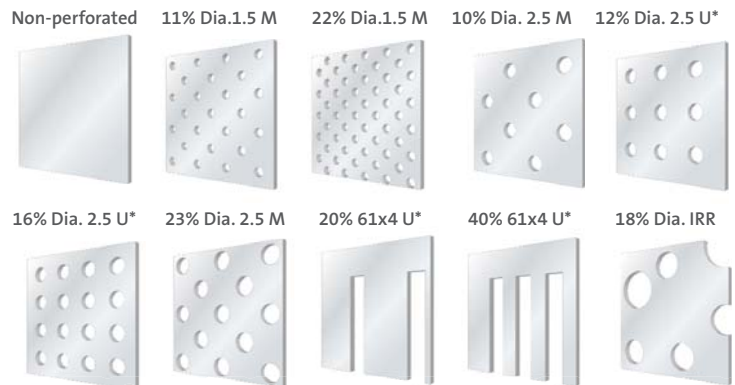
Available on the INIES database ([www.inies.fr](http://www.inies.fr))



### Perforations

Open area percentage, diameter in mm and M or U layout

Refer to the technical document to visualize the perforations on a scale of 1:1



Perforations can be stopped at the end of the panel (except for 18% IRR).

\* Only available with perforations stopped on all 4 sides.

Other perforations on request.





### Colors

White 137 (≈ RAL 9003) - Prepainted polyester  
Metallic Gray (RAL 9006) - Prepainted polyester - on request  
180 RAL colors on request - Polyester powder coating

# HOOK-ON PANEL ON CONCEALED PROFILE SYSTEM

HORUS  
[ PLAFOMETAL-CC-310 ]

## General view - underneath and above



These visuals are available in greater detail on our web site in the "System visuals" section

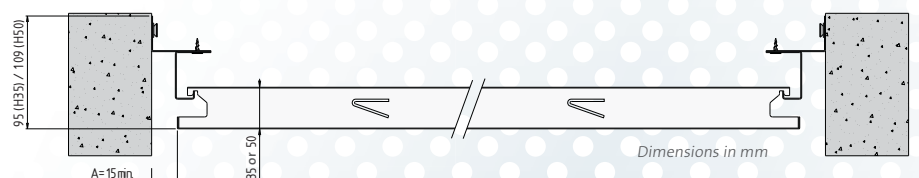
## Description

- Hook-on self-supporting ceiling.
- Panel laid on a special concealed grid forming an open hollow joint adjustable between the end of the panel and the wall.
- Specific notches allow the panel to be suspended on the grid and disassembled from underneath.
- Block of wool fitted on the sides of the panel to keep the additional acoustic component in place.

## Intended use

Ideal for: corridors in office buildings and hospitals.

## Sectional view showing space requirements



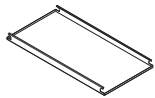



A gap A is required between the panel and the wall

# HOOK-ON PANEL ON CONCEALED PROFILE SYSTEM


## HORUS [ PLAFOMETAL-CC-310 ]


### KEY FEATURES

- + **Aesthetics:** grid with an offset edge for a perfectly straight finish
- + **Acoustics:** high degree of correction, absorption factor  $\alpha_w$  up to 1
- + **Ventilation of the plenum:** appropriate for hospitals
- + **Opening:** easy to disassemble

SYSTEM INFORMATION					
Component	Dimensions (mm)			Material	
	Width	Height	Length		
 Horus* panel	300	35 or 50	Made to order	Galvanized steel thickness 0.6 to 0.8 mm	
	400		Recommended dimension: between 900 and 3,000 mm depending on self-supporting capacity*		
	600				
Additional acoustic component	according to panel			see ALPHA and ALPHA PLUS offer	
 Horus wall angle	30x50 Lg. 3000			Steel thickness 1 mm	
 Horus corridor profile	Lg. 3000			Steel thickness 0.8 mm	
 Horus profile length connector	-			-	

\* Refer to the product information sheet



**Acoustics**  
 According to standard EN ISO 11 654  
 $\alpha_w$  up to 0.85 with the ALPHA offer  
 $\alpha_w$  up to 1 with the ALPHA PLUS offer  
 Acoustic performance depends on the chosen perforations


**Reaction to fire**  
 according to standard EN 13501-1  
 Euroclass A1 for these products:
 

- pre-painted non-perforated
- pre-painted in the ALPHA offer

 Euroclass A2 s1,d0 for these products:
 

- post-lacquered non-perforated
- post-lacquered in the ALPHA offer
- in the ALPHA PLUS offer



**Indoor air quality**  
 Class A+ for all these products:
 

- non-perforated
- in the ALPHA offer
- in the ALPHA PLUS offer, with specific mineral wool pad in thin plastic film


 Class A for all the products in the ALPHA PLUS offer, with specific mineral wool pad with black tissue face



**Light reflection**  
 Up to 87%


**Cut-outs and integration**  
 Factory cut-outs on request


**Additional acoustic component**  
 ALPHA offer: Plafometal acoustic fleece  
 ALPHA PLUS offer: specific mineral wool pas with black tissue face or in thin plastic film


**EPD verified**  
 Available on the INIES database ([www.inies.fr](http://www.inies.fr))



**Opening**  
 Disassemble the panel by pushing it upwards and then sliding it sideways to avoid the hook-on profile (and the adjacent panel in the case of framed installation). Free it from underneath by tilting it on one side. Put the panel back in place in reverse order, ensuring that all the elements are aligned. The wool blocks prevent the additional acoustic components from sliding.


**Perforations**  
 Air spSpace ratio, diameter in mm and M or U layout



Perforations can be stopped at the end of the panel (except for 18% IRR).

\* Only available with perforations stopped on all 4 sides.


**Colors**  
 White 137 (≈ RAL 9003) - Pre-painted polyester  
 Metallic Gray (RAL 9006) - Pre-painted polyester - on request  
 180 RAL colors on request - Polyester powder coating



1

101 à 118 →

119 à 129 ←

# 4

## SELF-SUPPORTING CEILING ON EXPOSED PROFILES



- Simply laid on wall angles: very quick to fit
- Easy to cut for installing in corridors of any width
- Easy to fit and disassemble

### SELECTION GUIDE

Choose the system that best matches your needs and corridor configurations. See all the figures in each system fact sheet.

#### SELF-SUPPORTING PANEL ON WALL ANGLE SYSTEM

PM  
[ PLAFOMETAL-CC-410 ]



- + Standard self-supporting ceiling laid on wall angles
- + Different panel options available

#### FIRE-RESISTANT SELF-SUPPORTING PANEL ON WALL ANGLE SYSTEM

PM8 SF  
[ PLAFOMETAL-CC-420 ]



- + Standard self-supporting ceiling laid on special wall angles
- + 1/2-hour fire stability



#### Acoustics

According to standard EN ISO 11 654  
 $\alpha_w$  up to 1 with the ALPHA PLUS offer



#### Light reflection

Up to 87%



#### Reaction to fire

according to standard EN 13501-1  
A1 and A2-s1,d0



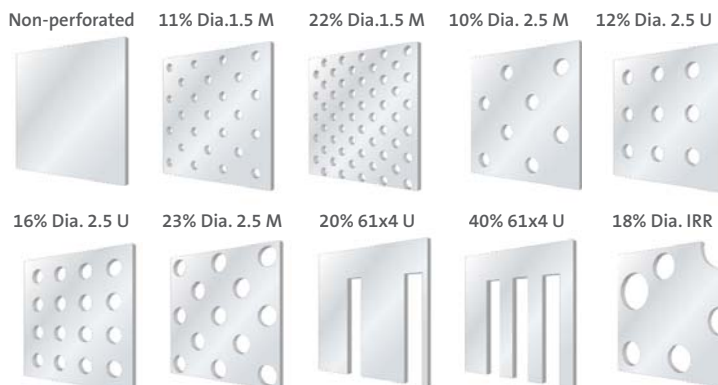
#### EPD verified

Available on the INIES database ([www.inies.fr](http://www.inies.fr))



#### Perforations

Open area percentage, diameter in mm and M or U layout  
Refer to the technical document to visualize the perforations on a scale of 1:1



For PM4, PM10, PM12 and PM8 SF: see details in the system fact sheet



#### Colors

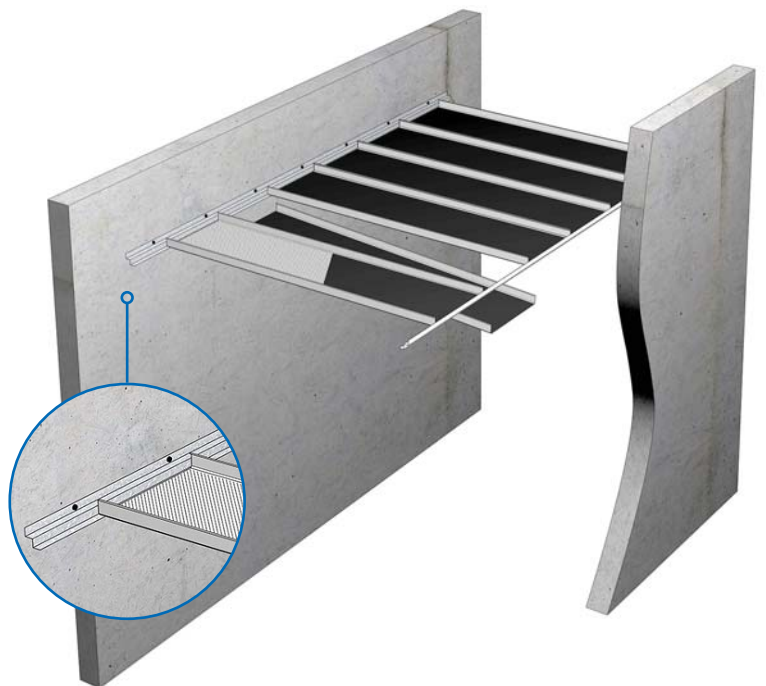

White 137 (≈ RAL 9003) - Prepainted polyester  
Metallic Gray (RAL 9006) - Prepainted polyester - on request  
180 RAL colors on request - Polyester powder coating



# SELF-SUPPORTING PANEL ON WALL ANGLE SYSTEM

PM [ PLAFOMETAL-CC-410 ]

## General view - underneath and above



These visuals are available in greater detail on our web site in the "System visuals" section

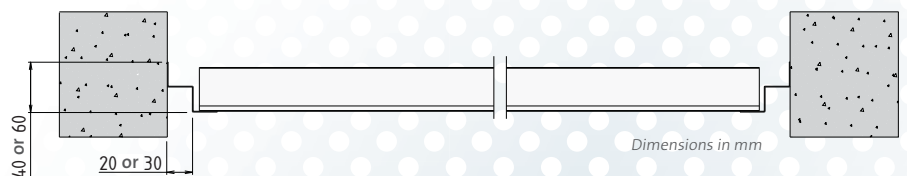
## Description

- Robust self-supporting ceiling.
- Panel laid on exposed wall angles (W hollow joint or L simple).

## Intended use

Ideal for: all types of corridors.

## Sectional view showing space requirements





# SELF-SUPPORTING PANEL ON WALL ANGLE SYSTEM

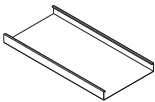

PM  
[ PLAFOMETAL-CC-410 ]

## KEY FEATURES

➤ **Acoustics:** high degree of correction, absorption factor  $\alpha_w$  up to 1

➤ **Installation:** easy and quick system, inexpensive solution

➤ **Opening:** easy to disassemble

SYSTEM INFORMATION					
Component	Dimensions (mm)			Material	
	Width (W)	Height	Length		
	PM2* panel	300 400 600	35	Made to order - Recommended dimension: between 900 and 3,000 mm dependings on self-supporting capacity*	Galvanized steel thickness 0.5 to 0.7 mm
	— or —				Galvanized steel thickness 0.5 to 0.7 mm
	PM3* panel	300 400 600	31		Galvanized steel thickness 0.5 to 0.7 mm
	— or —				
	PM4* panel	300 center-to-center (285 + hollow joint 15)	27		Galvanized steel thickness 0.5 to 0.7 mm
	or	400 center-to-center (385 + hollow joint 15) 600 center-to-center (585 + hollow joint 15)			
PM10*	300	33	Galvanized steel thickness 0.5 mm		
— or —			Galvanized steel thickness 0.5 mm		
PM12* panel	300	35	Galvanized steel thickness 0.5 mm		
Additional acoustic component	according to panel			see ALPHA and ALPHA PLUS offer	
	Wall angle	30x30 Lg. 3000		Steel thickness 0.5 mm	
	Hollow joint wall angle	19x19x19x19 Lg. 3000		Steel thickness 0.5 mm	

\* Refer to the product information sheet

### PM2 panel

Square - Open End (BO) or Straight Raised End (BRD)



### PM3 panel

Overlapping - Square or bevelled  
Open End (BO) or Straight Raised End (BRD)



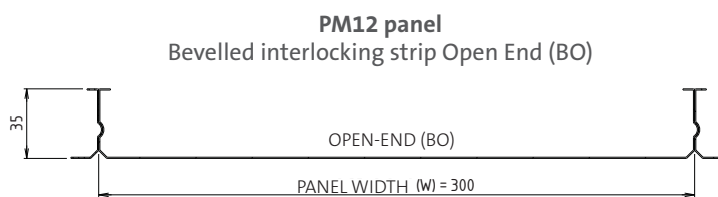
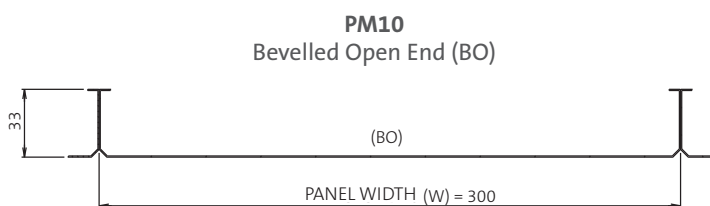
### PM4 panel

Hollow joint - Square or bevelled  
Open End (BO) or Straight Raised End (BRD)



# SELF-SUPPORTING PANEL ON WALL ANGLE SYSTEM

PM  
[ PLAFOMETAL-CC-410 ]



## Acoustics

According to standard EN ISO 11 654

$\alpha_w$  up to 0.85 with the ALPHA offer

$\alpha_w$  up to 1 with the ALPHA PLUS offer Better acoustic performance, depending on the chose perforations



## Light reflection

Up to 87%



## EPD verified

Available on the INIES database ([www.inies.fr](http://www.inies.fr))



## Reaction to fire

according to standard EN 13501-1

Euroclass A1 for these products:

- pre-painted non-perforated
- pre-painted in the ALPHA offer
- Euroclass A2 s1,d0 for these products:
- post-lacquered non-perforated
- post-lacquered in the ALPHA offer
- in the ALPHA PLUS offer



## Cut-outs and integration

Factory cut-outs on request (except for PM12 and PM300)



## Indoor air quality

Class A+ for all these products:

- non-perforated
- in the ALPHA offer
- in the ALPHA PLUS offer, with specific mineral wool pad in thin plastic film
- Class A for all the products in the ALPHA PLUS offer, with specific mineral wool pad with black tissue face



## Additional acoustic component

ALPHA offer: Plafometal acoustic fleece  
ALPHA PLUS offer: specific mineral wool pas with black tissue face or in thin plastic film



## Opening

By lifting one edge of the panel (overlapping side for PM3 and PM4) in the grid



## Perforations

Open area percentage, diameter in mm and M or U layout

Non-perforated



11% Dia.1.5 M



22% Dia.1.5 M



10% Dia. 2.5 M



12% Dia. 2.5 U



16% Dia. 2.5 U



23% Dia. 2.5 M



20% 61x4 U\*



40% 61x4 U\*



18% Dia. IRR\*\*



Other perforations on request.

On aluminum, contact us.

\*Except for PM4, PM10 and PM12

\*\*Except for PM4



## Colors


White 137 (≈ RAL 9003) - Pre-painted polyester  
Metallic Gray (RAL 9006) - Pre-painted polyester - on request  
180 RAL colors on request - Polyester powder coating




# FIRE-RESISTANT SELF-SUPPORTING PANEL ON WALL ANGLE SYSTEM

PM8 SF  
[ PLAFOMETAL-CC-420 ]

## General view - underneath and above



These visuals are available in greater detail on our web site in the "System visuals" section



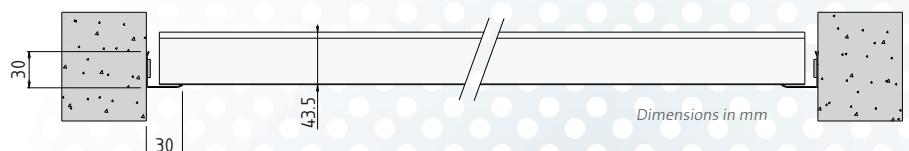
## Description

- Self-supporting ceiling, 1/2-hour fire-resistance, designed for communal corridors in high-rise buildings in France and compliant with Belgian fire regulations.
- Panel laid on exposed wall angles.

## Intended use

Ideal for: corridors that need to be fire-resistant.

## Sectional view showing space requirements



# FIRE-RESISTANT SELF-SUPPORTING PANEL ON WALL ANGLE SYSTEM

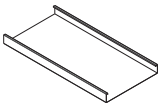

PM8 SF  
[ PLAFOMETAL-CC-420 ]

## KEY FEATURES


⊕ **Safety:** 1/2-hour fire resistance (French and Belgian regulations)

⊕ **Acoustics:** high degree of correction, absorption factor  $\alpha_w$  up to 1

⊕ **Installation:** easy and quick system  
⊕ **Opening:** wide opening to the plenum


SYSTEM INFORMATION					
Component	Dimensions (mm)			Material	
	Width	Height	Length		
 PM8 SF* panel Open End (BO) or Straight Raised End (BRD)	300	43,5	Made to order	Galvanized steel thickness 0.6 mm	
			Recommended dimension: between 900 and 2,400 mm depending on max. specified in the fire classification report*		
Additional acoustic component	according to panel			see ALPHA and ALPHA PLUS offer	
 Wall angle or Wall angle with hemmed edges*	30x30 Lg. 3000			Steel thickness 0.8 mm	
	30x30 Lg. 3000			Steel thickness 0.8 mm	

\* Refer to the product information sheet

 **Acoustics**  
According to standard EN ISO 11 654  
 $\alpha_w$  up to 0.80 with the ALPHA offer  
 $\alpha_w$  up to 1 with the ALPHA PLUS offer  
Acoustic performance depends on the chosen perforations


 **Light reflection**  
Up to 87%


 **EPD verified**  
Available on the INIES database (www.inies.fr)


 **Fire stability**  
**France:** 1/2-hour fire stability SF according to the test described in the Order of March 22, 2004 annex 1 § 2.5 with regard to French fire regulations in the communal corridors of high-rise buildings. Implementation must comply with the classification report and extensions. Contact us.  
**Belgium:** 1/2-hour fire stability SF as tested according to Belgian standard NBN 713-020, compliant with current fire regulations governing evacuation routes, public-access premises and collective kitchens. Implementation must comply with the classification and test report. Contact us.


SF panels and edge profiles are specific must always be fitted in compliance with the report. Contact us.

[Learn more about our 4 fire-resistant systems in the dedicated brochure](#)


 **Reaction to fire**  
according to standard EN 13501-1  
Euroclass A1 for these products:  
• pre-painted non-perforated  
• pre-painted in the ALPHA offer  
Euroclass A2 s1,d0 for these products:  
• post-lacquered non-perforated  
• post-lacquered in the ALPHA offer  
• in the ALPHA PLUS offer

 **Cut-outs and integration**  
The ceiling should not support any loads other than its own weight. For further details, refer to the installation guide or contact us.

 **Indoor air quality**  
Class A+ for all these products:  
• non-perforated  
• in the ALPHA offer  
• in the ALPHA PLUS offer, with specific mineral wool pad in thin plastic film


 **Additional acoustic component**  
ALPHA offer: Plafometal acoustic fleece  
ALPHA PLUS offer: specific sound-absorbing material in thin plastic film

 **Opening**  
By lifting one edge of the panel in the grid

 **Perforations**  
Open area percentage, diameter in mm and M or U layout

Non-perforated    11% Dia. 1.5 M    10% Dia. 2.5 M    12% Dia. 2.5 U    16% Dia. 2.5 U



 **Colors**  
White 137 (≈ RAL 9003) - Pre-painted polyester  
Metallic Gray (RAL 9006) - Pre-painted polyester - on request  
180 RAL colors on request - Polyester powder coating

SEE THE SOLUTIONS  
AND CONTACTS ON  
[WWW.PLAFOMETAL.COM](http://WWW.PLAFOMETAL.COM)

A Saint-Gobain brand

**PLAFOMETAL**